

EAT. SLEEP. KITE.
REPEAT

SURFACE

THE WAVY ISSUE

BORN TO
LOOP

INCLUDING BUBBLE FILM REVIEW



N° 1

SNOW
SNOW
SNOW

SURF
SURF
SURF

SAKTE
SKATE
SKATE



Aloha!

Surface water is water on the surface of the planet such as in a river, lake, wetland, or ocean. It can be contrasted with groundwater and atmospheric water.

Surface street is street that is not a freeway and has at-grade intersections with other surface streets.

Surface snow refers to forms of ice crystals that precipitate from the atmosphere [usually from clouds] and undergo changes on the Earth's surface.

An ace is a playing card, die or domino with a single pip. In the standard French deck, an ace has a single suit symbol [a heart, diamond, spade, or club] located in the middle of the card, sometimes large and decorated, especially in the case of the ace of spades.

Surface Mag is a seasonal printed magazin detecated to board sports including kite, surf, wake, skate and snowboarding. This is the first issue and it's all about waves. In general the content is focused on evolution.

Have a nice ride ;]

_content



NATURE

- 007 CUCUMBER ALERT
- 014 HURRICANE IRRMA

EVOLUTION

- 024 RIPS
- 085 WEATHER
- 089 CLOUDS

LIFESTYLE

- 018 DIGITAL NOMADS
- 028 HAIRSTYLE
- 058 TRAVEL JOBS
- 022
- 038
- 056
- 074
- 093 SURFDICT

TRAVEL

- 066 CHILE

MEDIA


- 030 BUBBLE REVIEW
- 040 PHOTO
- 076 ART

MÜLLSCHLUCKER

*Seegurken sind unansehnliche Wesen,
die sich von Abfällen ernähren und kaum bewegen.
Für den Ozean sind sie jedoch enorm wichtig -
deshalb sollen die bedrohten Tiere nachgezüchtet werden.*

AUTHOR / GABRIELE KERBER

Zwischen der Galapagos-Insel Seymour Norte und der von Seelöwen bewohnten Sandbank Mosquera gibt es unter Wasser weißen Sandboden, der bei ein paar riesigen Steinen abrupt in einen felsigen Steilhang übergeht. Für Taucher ist die Sicht oft nicht besonders gut, aber doch gut genug, um Galapagos-Haie und weißgepunktete Adlerrochen zu sehen, im Sand wühlende Meerbarben oder Papageifische, die Algen von den Felsen abkratzen.



006

Es sieht hier im Wasser ähnlich aus wie immer. Nur eins hat sich im vergangenen Jahrzehnt verändert: Früher war der Boden übersät mit warzigen oder sandbedeckten Seegurken. Heute sind sie weg. Seegurken sind kein Gemüse, sondern walzenförmige Tiere, die auf den ersten Blick einfach und uninteressant sind, auf den zweiten aber erstaunliche Fähigkeiten zeigen und eine enorm wichtige Rolle im Ökosystem der Meere spielen. Einige Arten wühlen sich wie Regenwürmer durch den Meeresboden und lockern ihn auf, was den Wurzeln von Seegras und Mangroven hilft und Futter für etliche andere Tiere aufwirbelt.

Der Kot von Seegurken ist basischer als ihre Nahrung, weshalb sie lokal der Ozeanversauerung entgegenwirken. Sie ernähren sich von organischen Resten auf dem Meeresboden, letztendlich also

von Fäkalien und totem Gewebe - sie sind die Müllabfuhr der Meere. Weltweit werden mehr als 70 der etwa 1200 Seegurkenarten befischt, was die Bestände dramatisch reduziert hat, bis hin zur regionalen Ausrottung. In Galapagos, wo bis vor einigen Jahren die Fischerei der Tiere für einige Monate im Jahr legal und die restlichen Monate illegal betrieben wurde, sind die Bestände massiv zurückgegangen. Bei Preisen von bis zu 400 Dollar pro Kilogramm für seltene Seegurken und 20 bis 40 Dollar für häufige ist es kein Wunder, dass viele Fischer dieser Verlockung nachgegeben haben. 2003 war auf der Galapagos-Insel Isabela die Seegurkenfischerei noch ein wichtiger Wirtschaftszweig. Dort, wo heute Touristenläden und Futterbuden stehen, brodelten Seegurken in großen Kochtöpfen, bevor sie gvetrocknet und nach Asien verkauft wurden.

007

EINGEWEIDEFISCHE TREFFEN SICH IM DARM DER SELTSAMEN TIERE, UM SICH DORT ZU PARREN

Der Nationalpark Galapagos, der unter anderem durch die Aufzucht von Riesenschildkröten deren Aussterben verhindert hat, denkt jetzt über die Rettung der Seegurken nach. Ob so etwas gelingen kann, ist offen – aber einen Versuch wert, meint Danny Rueda. Der Direktor der Ökosysteme des Nationalparks sitzt in khakifarbener Nationalpark-Uniform in seinem unordentlichen, engen Büro; draußen

scheint die Mittagssonne. "Wir haben keinerlei Erfahrung mit der Vermehrung von Seegurken in Kultur", sagt Rueda. "Aber das hatten wir bei Schildkröten auch nicht!" In vielen küstennahen Bereichen des Archipels sei die Zahl der Seegurken so gering, dass sie sich nicht mehr natürlich vermehren können. Rueda redet rasend schnell, wenn es um das Thema geht – als gebe es keine Zeit mehr zu verlieren.

PHOTO BY WESTON FULLER



PHOTO BY WESTON FULLER

Und das ist ja auch so. Wenn die Bestände einmal so stark zurückgegangen sind wie heute, ist keine natürliche Regeneration mehr möglich. Denn Seegurken entlassen ihre Eier und Spermien ins Wasser, und vertrauen darauf, dass die Keimzellen sich schon finden werden. Derzeit diskutieren Rueda und seine Kollegen die Seegurkenzucht in Kultur, um die Jungtiere auszusetzen und damit die Bestände wieder aufzufüllen. "Wir haben es mit den Schildkröten geschafft, mit den Landleguanen, mit den Bussarden: Wir sind in der besten Position, um ein Programm zur Reproduktion der Seegurken aufzubauen", sagt Rueda. Eine Möglichkeit wäre, Seegurken, wo sie noch existieren, einzusammeln und in Tanks zur Fortpflanzung zu bringen. Oder es könnten nur Samen und Eizellen eingesammelt werden, um quasi eine In-vitro-Befruchtung vorzunehmen. Aus Ruedas Sicht ist so eine Seegurken-Aufzuchtstation die einzige Möglichkeit, um die Tiere in ihre angestammten Ökosysteme zurückzubringen und damit die Funktion dieser Ökosysteme zu sichern.





PHOTO BY WESTON FULLER



PHOTO BY WESTON FULLER

Dabei geht es nicht nur um die Seegurken selbst. Die seltsamen Tiere sind wandelnde Zentren der Artenvielfalt, da sie mehr als 200 Parasiten und Symbionten Lebensraum oder Nahrung bieten. Darunter sind auch Eingeweidefische, die den Darm der Seegurken für einen romantischen Ort halten und sich hier vermehren. Ihre Larven werden dann mit dem Atemwasser der Seegurke durch deren Kloake ausgespritzt und auf diesem Weg

ins Meer entlassen – denn die Tiere atmen durch ihren Anus und nehmen aus dem Atemwasser nicht nur Sauerstoff, sondern auch Nährstoffe auf. Damit dient der Anus als zweiter Mund, der übrigens zum Schutz vor Parasiten bei einigen Arten sogar mit einer Art Zähnen bewehrt ist.

Dass die Bestände der hässlich-schönen Tiere so eingebrochen sind, liegt schlicht daran, dass sie völlig überfischt sind, bis zum Punkt des kompletten Kollapses. Denn sie stehen in vielen Ländern auf dem Speiseplan, allen voran in China und in einigen südpazifischen Inselstaaten. Aber auch in Portugal kann man Bicho de mar bestellen, auf den Philippinen Balatan, in Indonesien Trepang, in Japan Namako oder in einem französischsprachigen

Land Bêche-de-mer, und stets liegen dann Seegurken auf dem Teller. Außerdem werden sie in verschiedenen asiatischen Medizintraditionen unter anderem als Aphrodisiakum verwendet – einen wissenschaftlichen Nachweis gibt es dafür nicht, die Form der Tiere gilt wohl als Beweis genug.

WANDELNDE ZENTREN DER ARTENVIELFALT

Seegurken-Fischer sammeln die Tiere direkt vom Grund auf, aus dem Gezeitenbereich oder tauchend aus größerer Tiefe. Die Tiere haben gegen Menschen keinerlei Verteidigung. Das Ausschleudern klebriger, giftiger Schläuche in Richtung der Angreifer, das manche Arten erfolgreich gegen Raubfische einsetzen, hilft gegen Menschen kaum. Ebenso wenig wie die Taktik anderer Exemplare, Angreifern einen Teil ihrer Gedärme ins Gesicht zu schleudern.

In Galapagos ist seit einigen Jahren die Seegurkenfischerei verboten und soll erst wieder erlaubt werden, wenn elf Tiere einer Art pro

100 Quadratmeter gezählt werden können. Da fast nur noch Arten mit geringem finanziellen Wert vorhanden sind, ist auch der Anreiz für die Fischer nicht mehr so groß, sie zu sammeln. Zumal die Nationalparkverwaltung die Fischerboote nun mittels Positionssystem auf illegale Aktivitäten überwacht und versucht, ökologisch traglichere Alternativen zu schaffen. So wurden etwa zwei Plattformen fest im Meer verankert, die Thunfische und andere Arten anlocken. Damit wissen die Fischer, wo sie ohne Suchen und große Umstände die wertvollen Fische angeln können – eine echte Alternative zur

Seegurkenfischerei. “Es gibt keinen Grund, noch die Seegurken zu nehmen”, sagt Rueda. “Allerdings gibt es immer Leute, die etwas Illegales machen, einfach weil sie es wollen.” Das seien aber zum Glück wenige. Es ist jedoch fraglich, ob Galapagos-Besucher von einer Seegurken- Aufzuchtstation ähnlich magisch angezogen würden wie heute von der Schildkröten-Aufzuchtstation. Denn die außerirdisch anmutenden Gesichter und weisen, tränenden Augen der Riesenschildkröten sind den meisten dann doch näher als warzige Walzen mit Mundtentakeln und Analzähnen.

OB SICH TOURISTEN FÜR DEN BESUCH EINER SEEGURKENAUFZUCHTSTATION ERWÄRMEN LASSEN?

Seegurken-Fischer sammeln die Tiere direkt vom Grund auf, aus dem Gezeitenbereich oder tauchend aus größerer Tiefe. Die Tiere haben gegen Menschen keinerlei Verteidigung. Das Ausschleudern klebriger, giftiger Schläuche in Richtung der Angreifer, das manche Arten erfolgreich gegen Raubfische einsetzen, hilft gegen Menschen kaum. Ebenso wenig wie die Taktik anderer Exemplare, Angreifern einen Teil ihrer Gedärme ins Gesicht zu schleudern. In Galapagos ist seit einigen Jahren die Seegurkenfischerei verboten und soll erst wieder erlaubt werden, wenn elf Tiere einer Art pro 100 Quadratmeter gezählt werden können. Da fast nur noch ziellen Wert vorhanden sind, ist auch der Anreiz für die Fischer nicht mehr so groß, sie zu sammeln. Zumal die Nationalparkverwaltung die Fischerboote nun mittels Positionssystem auf illegale Aktivitäten überwacht und versucht, ökologisch traglichere Alternativen zu schaffen. So wurden etwa zwei Plattformen fest im Meer verankert, die Thunfische und andere Arten anlocken. Damit wissen die Fischer, wo sie ohne Suchen und große Umstände die wertvollen Fische angeln können – eine echte Alternative zur Seegurkenfischerei. “Es gibt keinen Grund, noch die Seegurken zu nehmen”, sagt Rueda. “Allerdings gibt es immer Leute, die etwas Illegales machen, einfach weil sie es wollen.” Das seien aber zum Glück wenige. Es ist jedoch fraglich, ob Galapagos-Besucher von einer Seegurken- Aufzuchtstation ähnlich magisch angezogen würden wie heute von der Schildkröten-Aufzuchtstation. Denn die außerirdisch anmutenden Gesichter und weisen, tränenden Augen der Riesenschildkröten sind den meisten dann doch näher als warzige Walzen mit Mundtentakeln und Analzähnen.

Etwa 1200 verschiedene

Seegurkenarten leben in den

Weltmeeren. Manche auf dem Grund

vor den Malediven, sind sandfarben

und schrundig; andere haben einen

glatten, dunklen Körper.



OF COURSE IT WASN'T JUST PUERTO RICO THAT GOT HIT AS OTHER CARIBBEAN ISLANDS ALSO BORE THE BRUNT OF THE RECENT HURRICANCE SEASON. WE REACHED OUT TO SOME OF THE AFFECTED AREAS TO FIND UT THE EXTENT OF THE DAMAGE AND HOW THE ISLANDS ARE RECOVERING.

ANTIGUA & BARBADU

JAKE KELSICK, OZONE / TONA PRO KITEBOARDER: We got super lucky in Antigua because the hurricane came really close to the north side of the island, but we didn't really get hit by it. I actually went kiting during both hurricanes. Barbuda got run over by the eye through and was flattened, now ther're trying to raise money to rebuild. There are some of the most amazing spots over on Barbuda. The beaches are still there and you cann still sail across and kite, but the island is completely destroyed and it's not going to be an easy road for the 1,800 Barbudans who live there.

TURKS & CAICOS

PHILIP SHEARER, BIG BLUE UNLIMITED: Things obviously got serious when a category fice hurricane was forecast to head straight towards our tiny islands. Irma's size and scale of destruction no doubt warranted serious attention, so getting bunkered down ti rude tgeese stirns iyt required a monumental effort from everyone. The closer Irma came, the more the stress levels increased as we began to realise that she was definitely going to hit us. The 48 hours leading up to, during and after were intense. At first it was the anticipation, but then the actual otherwordly sounds and action of Irma herself - the wind, rain and tides and finally the morning after seeing the carnage that she left behind was unforgettable. Our saving grace was that she arrived with an ebbing tide which negated her tremendous storm surge. Had we had asurge like Hurricane Joaquine, then things down here would be a completely different story. The hurricane destroyed many homes and businesses but the islands are bouncing back quickly. Dead wood and trash is being removed in massive loads everyday across the islands, new leaves are growing, power is coming back and the resorts are opening as the ocean begins to look like her usual stunning self. The kiting is still going to be amazing.

ST MARTIN

THEO DEMANEZ, CABRINHA PRO KITEBOARDER: The island is starting to recover from the hurricane and now electricity, water and telephone service are resuming, but most hotels and villas have been destroyed and it will take time to repair. I was in Mauritius for the final GKA event during the hurricane, but my parents and sister were at home and they just managed to save the roof of our house. Some gusts were reaching 255knots and they were able to see twisters inside the hurricane, so you can imagine the damage that caused. With constant 160 knot winds for three days it was the longest and strongest hurricance ever recorded on St. Martin. The Cabrinha centre (our family's school), like the beach restaurants, deisappeared and was swept away by the 30 foot waves. Cars were flipped upside down, shipping containers were sent flying and 1,000 boats were sunk. Even large 30 tonne vessels were flipped. Some hotels plan to reopen by Christmas, but some will be closed for another year. Our catamaran lost its mast but we'll also be getting our kite cruises back in action in January.



PHOTO BY DESMOND BOYLAN

I'VE BEEN TRAVELLING THE WORLD WHILE WORKING ONLINE FOR OVER FOUR YEARS NOW AND I'VE LEARNED MANY LESSONS ALONG THE WAY. SURE, AS AWESOME AS THIS LIFESTYLE IS, WE RUN INTO MANY PROBLEMS AS WELL. THE GOOD NEWS IS THAT THERE ARE SOLUTIONS TO EVERYTHING.

THIS IS A SMALL RECAP OF THE MOST IMPORTANT THINGS THAT I'VE LEARNED OVER THE PAST FEW YEARS AS A DIGITAL NOMAD.

AUTHOR / JOHANNES VÖLKNER

GOOD INTERNET IS ALMOST EVERYWHERE

I've heard people complaining about bad Wi-Fi so many times. However, you won't have a problem finding a good connection in almost any tourist region of the world. Today, for many people, Wi-Fi is more important than a pool. Guesthouses and hostels are aware of this need but internet can be slow because everybody is sharing it. That's why I also take my time to walk around any new destination and find a quiet café or public space where I can keep my focus and share the connection with fewer people. That said, it's still a good idea to organise a mobile backup option on your first day, just in case.

I'M NOT A BACKPACKER

This one took me a long time to realise. I've always loved to travel and it was my main motivation for starting the life that I now live. But with time I discovered that it's really difficult. Travelling backpacker-style is a part time job in itself. I would constantly lose focus and not have time to explore any new destinations.

That's why I began to travel slowly, and stay longer in amazing cities like Rio de Janeiro so I could really appreciate the lifestyle that my work has allowed me to live and pursue my goals in a more realistic way.

DON'T START LONG STOPOVERS WITH WORK

Many times when I got to a new city I just jumped on my laptop and continued to work on my projects without really taking the

time to explore first. I thought I would have enough time to see and take in everything because I was staying longer.

I realised that I would have a much better time if I began every long stopover by getting to know the place, connecting with people, and organizing apartments before diving into personal projects.

YOU'LL HAVE THE BEST EXPERIENCES IF YOU GET OFF THE BEATEN TRACK

One of the best things about being a digital nomad is that I can really take the time and get off the tourist track, because I'm not tied down to a 14 day vacation. Doing this doesn't only mean that I'll be able to have amazing experiences and really get to know a different culture but also save a lot of money.

The truth is that you don't need to be rich to rent your own island for a week or experience amazing safaris. All you need to do is to be a bit more adventurous and find these kinds of opportunities to reap the rewards.

THE BEST WAY TO WORK AND TRAVEL IS TO DO IT WITH OTHER DIGITAL NOMADS

At the beginning of my travels I hardly ever met anyone who was on workation. While I met hundreds of great people on the road I found it difficult to juggle work and my free time.

This changed when I started Webwork-travel. I met many nomads and we've been working together in many places around the world ever since. I found that the best

way to fully enjoy this lifestyle is to travel with other nomads. Being able to bounce ideas off each other and work things out together is an incredible advantage to everyone and after we can do great things in our free time. I'd like you to experience the same which is why I'm inviting people to come on workation in Tarifa.

LIFE IS WHAT HAPPENS TO YOU WHILE YOU'RE BUSY MAKING OTHER PLANS

There have been many times when I was busier thinking about the next place I wanted to visit rather than actually enjoying the place I was visiting. While we should obviously make some plans about where to go next, I try to not think about it too much these days and actually enjoy all the advantages of this lifestyle.

LOW SEASONS IN EUROPE ROCK

Coming from Europe I always had the feeling I needed to leave the continent to really enjoy my travels and had the knowledge that I could still check out Europe when I'm older. Only after travelling the world extensively did I become interested in seeing more of it, but I think I should have started to travel here much earlier. It's full of amazing places and has an unparalleled diversity. It's so easy to get around and in low season there are some great deals to be had. In the future I'll make more use of what is on my doorstep so I don't need to jump on the plane for 10 hours to attend a friend's wedding.

life is better at the Beach

DON'T OVERTHINK.

SOMETIMES LIFE AS A DIGITAL NOMAD JUST SUCKS

Everybody gets tired and feels terrible now and then, no matter who you are. Life on the road isn't perfect every day, especially once you arrive in a new destination and need to build up your network. I've learned to accept the fact, knowing that it sometimes takes a few weeks until you can really feel comfortable, meet great people, and begin to enjoy being in a new city. If we accept that being a digital nomad isn't always about fun but that there are hard and challenging times as well it will make things a lot easier once you're there.

EVEN A DIGITAL NOMAD NEEDS A HOME BASE

How can you leave your comfort zone if you don't have one? I think we all need one place we can call home. I didn't have that place after leaving Cape Town in 2010. In the beginning I just had too much fun on the road living a very minimalistic lifestyle but eventually this got tiring. After three years on the road I realised that I needed at least one place where I could always feel comfortable, a place I could call home. I thought that Berlin could be that base, so I moved there last summer. It didn't quite convince me so I checked out Tarifa this year and liked the small town feel and things to do around the place a lot more.

ONLY VISIT PLACES YOU CAN AFFORD WITH A 30 HOUR WORK WEEK

What's the point of spending a workation in Bali if you don't have the time to really appreciate where you are? I think that the best way to enjoy our lifestyle is to not work more than 30 hours a week. A good work-life balance is important so I've chosen to only visit places where I can afford the quality of life I'd like to have.

DON'T OVERTHINK. JUST DO IT.

Where shall I go next? Bali, low season in Spain, or Cape Town? Making decisions on where to go next can be tough once you have the freedom to work from anywhere you want.

I learned to not overcomplicate my travel decisions because at the end of the day it really doesn't matter which amazing place you'll be heading to next. It's probably all going to be good whatever your decision is!



PHOTO BY SEBASTIEN ZANELLA

JUST DO IT.

180 / 360 THE SPIN OF A SURFER'S BOARD DURING A MANOEUVER IN DEGREES, E.G. 360 DEGREE TURN. **A-FRAME** THE PERFECT BARRELING SURF, A CROSS-SECTION OF AN A-FRAME WAVE REVEALS AN "A" SHAPE WHERE IT IS BREAKING SOOOO NICELY. **AGGRO** AGGRESSIVE ATTITUDE IN THE WATER; HAVING A BAD ATTITUDE. **AIR / AERIAL** AN ADVANCED SURFING MANOEUVER WHERE THE SURFER AND BOARD LEAVE THE SURFACE OF THE WAVE. **AKAW!** SOMETHING SURFERS SHOUT WHEN THEY SPOT A HUGE PERFECT WAVE, OR WHEN THEY ARE SHOCKED OR SURPRISED. **OLD SCHOOL!** **AMPED** GETTING EXCITED WHILE SURFING OR REALLY LOOKING FORWARD TO A SURF. **ANKLE BUSTERS / SNAPPERS** SMALL WAVES. **ASP** ASP STANDS FOR ASSOCIATION OF PROFESSIONAL SURFING. THE ASP WAS PREVIOUSLY THE GOVERNING BODY OF SURFING. IN 2014 THE ASP CHANGED THEIR NAME TO THE WORLD SURF LEAGUE. **BACKDOOR** ENTERING A BARREL FROM BEHIND THE PEAK OF THE BREAKING WAVE. BACKDOOR IS ALSO THE NAME OF THE RIGHT HAND WAVE THAT SOMETIMES BREAKS AT THE FAMOUS WAVE OF PIPELINE. **BACKSIDE** SURFING WITH YOUR BACK TOWARDS THE WAVE. A REGULAR FOOTED SURFER GOING LEFT OR A GOOFY FOOTED SURFER GOING RIGHT WILL BE SURFING BACKSIDE. THE OPPOSITE IS FRONTSIDE. **BACKWASH** WAVES / WATER HEADING BACK OUT TOWARDS THE INCOMING WAVE WHERE IT HAS REBOUNDED FROM THE BEACH / CLIFFS / SEA WALL ETC. CAN MAKE FOR SOME FUN SURFING. **BAGGIES** LOOSE, DRAWSTRING SURF SHORTS. **BAIL** TO BAIL IS TO JUMP OFF THE BOARD TO AVOID AN IMMINENT WIPEOUT. **BANKS** SAND ON THE SEA FLOOR OF A BEACH BREAK. BEACH BREAK WAVES ARE DEPENDENT ON THE QUALITY OF THE SAND BANKS TO PROVIDE GOOD, SURFABLE WAVES. **BARNEY** AN INEXPERIENCED SURFER, OR SOMEONE WHO'S NO GOOD AT SURFING. **BARREL** A BARREL IS WHERE THE WAVE IS HOLLOW WHEN IT IS BREAKING. FOR SOME SURFERS IT'S THE BE ALL AND END ALL OF SURFING. IS SOMETIMES CALLED A "TUBE." **BEACH BREAK** THIS IS A WAVE THAT BREAKS OVER A SANDY SEA BED. YOU'VE NOT READ UP ABOUT WAVES, HAVE YOU? **BEACH LEECH** THE PERFECT DESCRIPTION OF A BEACH LEECH: "*SOME PEOPLE DON'T BRING THEIR OWN BOARDS, AND PREFER TO BORROW YOUR EXTRA BOARDS (THEY DON'T RENT). AND FOR WAX, SOME DON'T REALLY BRING IT. THEY JUST ASK FOR SOME.*" **BELLS BEACH** BELLS BEACH IS ONE OF THE GREAT RIGHT POINT BREAKS. FIND IT ON THE SOUTH VICTORIAN COASTLINE OF AUSTRALIA. CHECK OUT THE BELLS BEACH PRO HELD IN MARCH EVERY YEAR. THIS WAS THE SETTING FOR THAT TEARFUL END BIT IN THE MOVIE "*POINT BREAK*" WHEN PATRICK (TWINKLETOES) SWAYZE AKA BODIE ATE IT AT THE END OF POINT BREAK. (AND NO DOUBT THAT AFTER READING THE WAVES PAGE AND FINDING OUT WHAT A POINT BREAK ACTUALLY IS, YOU'RE FEELING PARTICULARLY CHUFFED WITH YOURSELF!) IT SHOULD ALSO BE POINTED OUT THAT IT WAS NOT ACTUALLY BELLS BEACH WHERE THE SCENE WAS FILMED BUT INDIA BEACH IN OREGON. THANKS TO DANNY FROM OREGON FOR THIS INFO. **BENNY** A NON LOCAL. **BIG WEDNESDAY** A CLASSIC COMING OF AGE FILM TELLING THE STORY OF THREE SURFING FRIENDS IN CALIFORNIA. STARRING JAN-MICHAEL VINCENT, WILLIAM KATT AND GARY BUSEY. **BILLABONG** WHAT AUSTRALIANS CALL A WATERING HOLE, BUT TO EVERYONE ELSE IT IS ONE OF THE LARGEST SURFING EQUIPMENT AND CLOTHING MANUFACTURERS OUT THERE. **BITCHIN'** OLD SCHOOL

FOR REALLY GOOD OR ENJOYABLE. **BLANK** THE FOAM USED TO SHAPE A SURFBOARD. **BLOWN OUT** WHERE THE ON-SHORE WIND TURNS THE SURF IN TO UNRIDEABLE MUSH. **BOARD** THE FIBREGLASS THINGY UNDER YOUR FEET. **BOARDSHORTS / BOARDIES** THESE SHORTS ARE QUICK DRYING, LIGHTWEIGHT, AND WORN BY THOSE LUCKY ENOUGH TO BE SURFING IN WARM WATER. CHECK THE MEN'S BOARDSHORTS HERE AND THE WOMEN'S BOARD-SHORTS HERE. **BOMB** A PARTICULARLY LARGE OR HEAVY WAVE. "*HE TOOK OFF ON A BOMB*". **BOMBORA / BOMMIE** AN ABORIGINAL TERM FOR A WAVE THAT BREAKS OVER A SHALLOW REEF, LOCATED BEYOND THE NORMAL LINEUP AND OFTEN SOME DISTANCE FROM THE SHORE. **BOOGER / BOOGIEBOARDER** SLANG FOR BODY BOARDERS. **BOTTOM TURN** THIS IS THE TURN MADE AT THE BASE OF THE WAVE WHEN COMING DOWN OFF THE FACE. IT'S OFTEN THE FIRST MOVE MADE AFTER DROPPING IN. GET IT RIGHT FOR GREAT POSITIONING FOR YOUR NEXT MANOEUVER. **BRAH** SLANG TERM FOR BROTHER, FRIEND, FELLOW SURFER. **CARVE / CARVING** THE CLASSIC SURFING MANOEUVER, CARVING IS BASICALLY WHAT TURNING ON A WAVE IS CALLED. CARVE IS ALSO A SURFING MAGAZINE FOUND IN EUROPE. **CAUGHT INSIDE** A SURFER WHO IS CAUGHT INSIDE IS TOO FAR IN, AND THE WAVES ARE BREAKING FURTHER OUT. IT CAN BE DANGEROUS IN BIG SURF. **CHARGING** A SURFER REALLY GOING FOR IT ON A WAVE, SURFING AGGRESSIVELY. CHARGES, AS IN "*HQ, THAT GUY CHARGES*". **CHINESE WAX JOB** GETTING WAX ON THE BOTTOM OF YOUR SURFBOARD. **CHOKA** BITCHIN', AWESOME, GREAT ETC. **CHOPPY** WHERE THE SURFACE OF THE OCEAN IS ROUGH / BUMPY. **CHOWDER** USED TO DESCRIBE THE POLLUTION CONDITIONS WHEN THERE'S A TURD IN THE LINEUP — "*I CAUGHT SOME SICK WAVES OUT THERE BUT IT WAS HARD TRYING NOT TO SWALLOW THE CHOWDER.*" **CLEAN** WAVES THAT BREAK FROM A SINGLE PEAK ALONG IT'S LENGTH, PROVIDING AN OPEN FACE FOR A SURFER TO RIDE ON. THE OPPOSITE OF MESSY. **CLEAN UP SET** A WAVE OR SET OF WAVES THAT ARE LARGER THAN AVERAGE AND BREAK BEFORE THE LINE UP, RESULTING IN CLEARING THE LINE-UP OF SURFERS. **CLIDRO** THE PROCESS WHERE A SURFER TURNS UP AND DOWN THE FACE OF THE WAVE WHILE SURFING DOWN THE LINE. **CLOSE OUT** WHERE A WAVE BREAKS ALONG ITS LENGTH ALL AT ONCE. **CLUCKED** BEING SCARED OF / AFRAID OF WAVES. **CORDUROY** SWELL LINES THAT LOOK LIKE CORDUROY **COVERED UP** WHERE THE LIP OF THE WAVE BREAKS OVER A SURFER, ALMOST A BARREL BUT NOT QUITE. "*I JUST GOT A COVERUP.*" **COWABUNGA** SLANG FROM 1960'S SURF CULTURE, CRIED OUT ENTHUSIASTICALLY WHEN SURFING — THE SURFER'S CRY "*COWABUNGA*" AS THEY CLIMB A 12 FOOT WALL OF WATER AND "*TAKE THE DROP.*" **CRANKING** WHEN THE WAVES ARE GOOD, IT'S SAID TO BE CRANKING. **CRIPPLES / CRIPS** DEROGATORY TERM FOR BOOGER (SEE DEROGATORY TERM ABOVE), KNEE OF SUP BOARDERS. **CURTAIN** THE OUTSIDE PART OF THE BARREL. "*I WAS DEEP IN THE BARREL THE CURTAIN CLOSED ON ME.*" **CROSS STEP / STEPPING** THIS IS THE ART OF WALKING UP AND DOWN A LONGBOARD, FOOT OVER FOOT. WHEN YOU SEE SOME GUY / GAL RUNNING UP AND DOWN THEIR BOARD, YOU'LL NOW KNOW WHAT TO CALL IT. **CUTBACK** MAKING A CUTBACK IS REVERSING THE DIRECTION THAT YOU ARE SURFING IN ONE SMOOTH FLUID MOVE.

RIPPIN' HARD



The first time I ever found myself in a rip was when I was still learning to kite and it remains one of the scariest kiting experiences of my life. I'd (foolishly) ventured out at a fairly sketchy wave spot in Scotland in early January and when the wind dropped my kite went down in a flatter section of water between the breaking waves. I didn't know it but I'd just crashed in the middle of a rip and immediately found I was being pulled offshore. I'm not ashamed to admit that panic quickly set-in. I had pulled the safety,

the kite was flagged out and I was swimming for the shore but getting nowhere. It was cold and I was wearing a 5/3 suit, so I was tiring fast. Try as I might, I was getting no closer to the shore and was beginning to wonder how much longer I could keep the wimming effort up. It wasn't until my kite drifted into the breakers (which was purely by chance) that I was finally able to get back to shore and I can honestly say I was shaken by the experience. I didn't know anything about rips before then and had done absolutely everything wrong, from panicking to trying to swim against the rip, so I set out on a mission of research!

WHY DO THEY HAPPEN?

When waves break on a sandbar a gap can commonly occur in the sand beneath, creating a channel through which a powerful and extremely localised current of water is fed by the breaking waves, ripping out through the line-up and out the back. The water's surface will be higher over the sandbar, so as water sucks back out, it "rips" out quickly, carrying objects (like a stricken kiter) with it.

SPOTTING THE RIP

At a glance, a rip tide looks like a calmer, waveless patch of water and that's why they can often catch swimmers out on a wavy day.

A rip tide is not unlike a river, so the water in it may be a slightly different colour as it picks up sand, sediment and debris on its journey. If it's moving fast there may also be foam on the water's surface. I can vividly remember seeing someone crash in the middle of a rip while still in standing-depth water. Before they could react their kite had been washed upwind towards them and beyond at an alarming rate.


ESCAPING THE RIP

Rips typically flow at half-a-metre per second, but they can go as fast as 2.5 metres per second, which is faster than you could ever hope to swim. Most lifeguards maintain that you should swim parallel to the current to "release the grip of the rip" rather than swim straight into it. Another school of thought is that you should simply focus on treading water and staying afloat until you reach the "head" of the rip where it stops after pulling you out the back. Of course, by this point, you'll be even further offshore but it's a trick commonly used by surfers, kayakers and SUPers when they want to get out behind a break and from there you can negotiate your way back into the waves and into shore. Keep in mind though, the last thing you want is to end up entombed in your kite lines while this is going on. So if the kite is washing towards you and line tension is gone then you may want to think seriously about ejecting the kite and getting away from it.

STAYING CALM

This is key. A rip tide can't pull you under, but they can be lethal. Rips alone killed more people than sharks, cyclones, flooding and bushfires combined in Australia in 2013; mainly because people panic and exhaust themselves when caught in one.

Fortunately, kites are caught by rips much more rarely than surfers, especially in flatter seas. But if you are, remember to focus on the situation you're in, don't waste your energy and follow one of the tried and tested methods of getting out of the rip. Do that and you should be good to kite another day and have a gnarly story to share at the bar (once you've stopped quivering in the car park)!





Featuring Aaron Hadlow, Noe Font, Stefan Spiessberger, Colleen Carroll, Craig Cunningham and friends – The Bubble is the story of a group of pro riders who live in their own fictitious bubble as they travel the world, kiting, filming and exploring.



PHOTO OF NEO FONT



Kiteboarding is a magical sport for so many reason. It takes you to places you could only dream about, allows for creative flare and personal expression, opens our eyes to nature’s elements, grows friendships and above all, is a lifestyle and a bubble ready for total immersion.

Watch as Noé Font, Colleen Carroll, Stefan Spiessberger, Craig Cunningham, Aaron Hadlow, Tom Court and friends live in The Bubble 24/7, pushing their riding as hard as possible in order to create their best sections ever! Shot in 4k and filmed at their favourite locations across the world including Hood River, Brasil, Australia, Greece, Grenadines, Philippines, Austria, Cape Town, Fuereventura, Barcelona, Cape Hatteras, and Turkey, ‘The Bubble’ film is 30 minutes of kiteboarding glory!

After finalising the movie, they set off on a global tour to bring it personally to life at a series of premier events, showcasing the creativity and innovation of our riders and products.

The movie is available to everyone, don’t miss out on getting your hands on a free copy by signing up www.thebubblefilm.com

NEO FONT

“The whole idea is to get people stoked on full length movie projects again. Hopefully we’ll inspire them just like the old kite films have inspired us. I mean, where is the beauty in a one minute Instagram clip? You look away from the screen once and the whole thing is over already. We want people to sit down, grab some popcorn and enjoy this thing. If they don’t have the time, someone else will.”



NEO SHOOTING WHILE DRIVING.



NEO LAUCHING.



NEO SHOOTING.



NEO SHOOTING.

CRAIG CUNNINGHAM

"More than anything this is just a metaphor for the funny little world we live in. We all know it doesn't last forever so we're just enjoying it while we can."

CRAIG WATCHING.



COURT

Tom

Riders like Aaron and myself have lived inside the kite bubble for years, Stefan brings the new 'competitive bubble' edge, Colleen brings the female perspective on her bubble, Craig operators inside the 'wake style' bubble and Noe... well he is busy creating a bubble of his own!"

AARON/ HADLOW

"The Bubble" is aimed fully at kilters with trips dedicated to the film, quality production, something with a cool style, mainly a bit different and very watchable. The aim is to make something that inspires and can be watched over and over again, instead of it being a bit of throw away content."



DING SURFBOARD DAMAGE — "*OH DEAR ME, I'VE DINGED MY BOARD!*" **DIRTY LICKINGS** TAKING A GNARLY WIPEOUT.

DOGGY DOOR EXITING A BARREL THROUGH THE SMALL HOLE LEFT BY THE WAVE AS IT CLOSES. **DOUBLE OVERHEAD** THE HEIGHT OF A WAVE TWICE AS TALL AS THE SURFER. **DRIVE** DRIVE RELATES TO ACCELERATION AND MAINTENANCE OF SPEED THROUGH TURNS. **THE DROP** IS WHERE A SURFER FIRST GETS UP ON THE WAVES AND DROPS DOWN THE FACE OF THE WAVE. IT'S ALSO REFERRED TO AS "*TAKING THE DROP*." **DROP IN** DROPPING IN IS A CRIME IN THE SURF WORLD. A DROP-IN IS WHERE A SURFER CATCHES A WAVE WITHOUT HAVING PRIORITY, I.E. THERE IS ALREADY A SURFER ON THE WAVE. REMEMBER, IT'S A CRIME! **DROP KNEE** RIDING A LONGBOARD WITH ONE KNEE ON THE DECK OF THE SURFBOARD. **DRYSUIT** PROTECTION WHEN SURFING IN VERY COLD WATER, WHEN A WETSUIT WOULD NOT BE EFFECTIVE FOR KEEPING WARM. **DUCK DIVE / DUCK DIVING** DUCK DIVING IS DIVING UNDER AN ONCOMING WAVE WHEN PADDLING OUT. SEE DUCK DIVING IN FULL DETAIL IN SURFING LESSON THREE — DUCK DIVING.

DUDE DUDE, WE ALMOST FORGOT DUDE! DUDE CAN MEAN PRETTY MUCH ANYTHING DEPENDING ON THE TONE AND INFLECTION. **DUMPING** OFTEN CAUSED BY ONSHORE CONDITIONS, WHERE A WAVE WILL FOLD OVER IN BIG SECTIONS, MAKING IT UN-SURFABLE. **EAT IT** WIPING OUT ON A WAVE. **EL ROLLO** A SURFING MANOEUVRE. RIDING THE INSIDE WALL OF THE PITCHED LIP (BARREL), INSTEAD OF THE MAIN WAVE WALL, AND COMING OUT SIDEWAYS. **ENDLESS SUMMER** "*ENDLESS SUMMER*" IS THE ABSOLUTE CLASSIC SURFING MOVIE. FORGET ALL THIS NEW SCHOOL TRICKY STUFF. WATCH THIS MOVIE, AND IF YOU ARE NOT A SURFER BEFORE VIEWING, YOU'LL CERTAINLY WANT TO BE AFTER. I CANNOT EMPHASISE HOW GOOD THIS IS — WATCH IT! (EVEN THE OTHER HALF WILL ENJOY IT!!!) **EPIC** TOP CLASS SURF OR EXTREMELY GOOD WAVES; DESCRIPTION OF AN AWESOME WAVE OR SURF SESSION. **FACE** THE UNBROKEN PART OF THE WAVE. **FAKIE** THIS IS WHERE SOMEONE RIDES BACKWARDS ON THE SURFBOARD, TAIL FIRST. IT'S ALSO WHAT YOU ARE IF YOU'RE ONLY READING THIS PAGE SO YOU CAN PRETEND THAT YOU'RE A SURFER. **FCS** FCS STANDS FOR FIN CONTROL SYSTEM. THIS IS A TYPE OF FIN THAT IS FULLY REMOVABLE FROM THE SURFBOARD. IT'S IDEAL IF YOU BREAK A FIN (YOU DON'T HAVE TO GET A NEW ONE GLASSED BACK ON), OR IF YOU ARE TRAVELLING. (IT'S BEST TO REMOVE THE FINS TO KEEP YOUR BOARD FROM BEING DAMAGED.) **FIN** THE FIN IS THE CURVED BIT HANGING DOWN UNDER YOUR SURFBOARD THAT YOU KEEP BASHING WHEN YOU TIE YOUR SURFBOARD TO THE ROOF OF YOUR CAR. IT'S SOMETIMES CALLED A SKEG. **FIRING** FIRING IS THE SAME AS "*GOING OFF*", WHERE THE SURF IS REALLY GOOD AND THE WAVES ARE BREAKING NICELY. **FISH** A TYPE OF SURFBOARD SHAPE, SHORTER AND THICKER THAN A STANDARD SHORTBOARD. FISH SURFBOARDS ARE FOR SURFING SMALLER WAVES. **FLAT** NO WAVES. BOO HOO! **FLOATER** RIDING OVER THE WHITEWATER BACK ONTO THE SHOULDER OF THE WAVE (YOU MAY NEED TO CONSULT THE TERMS LIST FURTHER TO UNDERSTAND THIS ANSWER FULLY). **FOAM** THE BROKEN PART OF A WAVE, ANOTHER TERM FOR "*WHITEWATER*" OR "*SOUP*". **FOAMIES** THESE ARE EITHER WHITEWATER WAVES OR SURFBOARDS THAT ARE MADE OUT OF FOAM. (THEY'RE IDEAL FOR BEGINNERS.) **FOIL** THE RATE OF CHANGE OF THICKNESS OF A SURFBOARD FROM THE NOSE TO THE TAIL.

FRONTSIDE SURFING WITH YOUR FRONT TOWARDS THE WAVE. A REGULAR FOOTED SURFER GOING RIGHT OR A GOOFY FOOTED SURFER GOING LEFT WILL BE SURFING FRONTSIDE. THE OPPOSITE IS BACKSIDE. **FROTH** THE FOAM LEFT AFTER A WAVE HAS BROKEN. **FROTHIN / FROATHIN** EXCITED.**FRUBE** A SURFER WHO DOES NOT CATCH A WAVE FOR THE WHOLE TIME THEY ARE IN THE WATER. **FULLSUIT** WETSUIT WITH FULL ARMS AND LEGS. SEE THE TYPES OF WETSUITS.

FUNBOARD A MID-LENGTH SURFBOARD, OFTEN KNOWN AS A MINIMAL. **GIDGET** THIS IS THE NICKNAME OF THE TITLE CHARACTER CREATED IN A NOVEL BY FREDERICK KOHNER (AND ADAPTED FOR THREE FURTHER FILMS). GIDGET IS A CONTRACTION OF "*GIRL MIDGET*," WHICH IS WHY IT WENT ON TO BE USED TO DESCRIBE SMALL FEMALE SURFERS.

GLASS JOB THE FIBREGLASS FINISH ON A SURFBOARD. **GLASSY** THIS IS ULTRA-CLEAN SURF WITHOUT A RIPPLE THAT OFTEN LOOKS LIKE GLASS. [CLICK HERE TO SEE A GLASSY WAVE](#). **GNARLY** PARTICULARLY DANGEROUS SURF CONDITIONS. **GOAT BOATER** DEROGATORY TERM FOR KAYAKERS AND WAVE SKIERS. **GOING OFF** IF THE SURF IS REALLY GOOD, YOU COULD SAY IT'S GOING OFF. **GOOBER** DEROGATORY TERM FOR A LONGBOARD OR A LONGBOARDER. **GOOFY / GOOFY FOOT** SURFING WITH YOUR RIGHT FOOT FORWARD. **GREEN ROOM** INSIDE THE TUBE OR BARREL. **GREMMIE / GROMMET / GROM** ANY OF THE ABOVE CAN BE USED TO DESCRIBE A YOUNG OR INEXPERIENCED SURFER. GROMMET IS ALSO THE CUTE DOGGIE CHARACTER IN THE NICK PARK ANIMATION CREATIONS. (AND THEY ARE REALLY RATHER GOOD!) **GREY BELLY** AN OLDER SURFER WITH THE BIG BELLY. **GROM MUM** THE MOM WHO TAXIS HER KIDS EVERYWHERE, ANYTIME FOR A WAVE. ONE WHO SITS SIPPING COFFEE ON THE COLD SAND UNDER BLANKETS AT 6 AM JUST TO SEE HER KIDS STOKED. **GRUBBING** FALLING OFF YOUR BOARD WHILE SURFING. **GUL** BRITISH SURFING EQUIPMENT MANUFACTURER. **GUN** A SURFBOARD DESIGNED FOR BIG WAVES. **HANG ELEVEN** THIS IS WHEN A MALE SURFER RIDES HIS BOARD IN THE NUDE. (SUCH AS NEARBY BLACK'S BEACH IN SAN DIEGO **HANG LOOSE** SEE SHACKA. **HANG TEN** IF YOU'RE RIDING A LONGBOARD WITH BOTH FEET DIRECTLY ON THE NOSE OF THE BOARD, YOUR HANGING TEN. IT'S ALSO THE NAME OF A LONGBOARD MAGAZINE. **HEAVY** HEAVY HAS A COUPLE OF MEANINGS. WHEN USED AS IN "*HEAVY WAVES*," IT MEANS BIG, GNARLY, KICK ASS WAVES. TEAHUPOO, MAVERICKS AND PIPELINE ARE THREE WAVES THAT WOULD HAVE TO BE DESCRIBED AS HEAVY WITH A CAPITAL "*H*." THE SAME TERM CAN BE USED TO DESCRIBE THE LOCALS AT A SPOT. (FOR THE SAME KICK ASS REASON!) **HO-DAD** ANYONE WHO ANNOYS BOARD RIDERS WHILE THEY SURF (AUSTRAL WOMEN'S WEEKLY OCT. 24, 1962). **HOLLOW** TUBING WAVES, A-FRAMES, BARRELS. **IMPACT ZONE** THE SPOT WHERE THE WAVES ARE BREAKING. **IN THE SOUP** A TERM USED WHEN A SURFER IS IN THE WHITE FOAM OF THE WAVE AFTER THE WAVE HAS BROKEN. **INDO** SLANG FOR INDONESIA, HOME OF SOME CLASSIC SURF SPOTS AND A TOP SURF TRIP DESTINATION. **INSIDE** THE AREA OF WHITEWATER WHERE THE WAVES HAVE BROKEN, BETWEEN THE SHORE AND THE LINE-UP. ALSO, IT CAN BE USED TO DESCRIBE THE SECTION OF A WAVE THAT BREAKS TOWARDS THE END OF THE RIDE, CLOSEST TO THE SHORE. **INSTINCT** POPULAR BRAND OF SURF CLOTHING. **JEFFREY'S BAY / J BAY** JEFFREY'S BAY IS A SOUTH AFRICAN SURF BREAK OF THE HIGHEST CALIBRE.

s r f
e

ARTIST / WADE KONIAKOWSKY



G L

L

u a
c

RIDER
Stefan SPIESBERGER

PHOTOGRAPHER
Vincent BERGERON

LOCATION
Tarifa, SPAIN

A



ERY



PHOTOGRAPHY / MORGAN MAASSEN



Born and raised on the Big Island of Hawaii, Sarah grew up as a long-distance competitive swimmer, water polo player and an avid surfer. She bought her first camera at age 15, and quickly became as attached to her viewfinder as she was to the sea. Photographic artistry also came naturally, and she was quickly hired to capture people's most precious moments. While Sarah snapped her first few photos on land, as soon as she went beneath the surface of the ocean, her talent for photography and ease at working in some of the most difficult environments catapulted the demand for her work.

In the last decade, Sarah's photos have appeared on the home page National Geographic, Instagram, CNN, and in magazines from Cosmopolitan to the covers of Standup Paddle Magazine and Standup Journal. She's also appeared in magazines like Marie Claire who featured a behind-the-scenes look into her fashion shoot for an Italian designer. Her images have a distinct style that's also recognized on social media where she has tens of thousands of followers.

Over the years, Sarah has been fortunate to work with incredible adventurers, including documenting one of the first pebtope on

the Discovery Channel's hit series Naked and Afraid, Alison Teal of Alison's Adventures. She has also provided photos for brands ranging from Pelican and Axze wetsuits to the mega retailer H&M, who have all hired and licensed Sarah's photography to promote their brands and campaigns.

While Sarah's Hawaii roots give her a lighthearted and care-free attitude making her a joy to work with, her uncanny ability to keep things casual while magnifying the best in what surrounds her are evident in everything she shoots. Brands, magazines, professional athletes and adventurers take up most of Sarah's camera time, yet she still carves time to shoot everyday people doing what they love for a variety of occasions from surfing to non-commercial portrait sessions.

Currently splitting time between Kailua-Kona, Hawaii and the quaint beach town of Encinitas in North County San Diego, California, Sarah can usually be found attached to her swim fins or her viewfinder. She plans to keep adding to her professional work of all kinds, with an emphasis and special love for the water as well as capturing stories of passionate people and brands around the globe.

PHOTOGRAPHY / SARAH LEE


NEWCOMER



PHOTOGRAPHY / BRIAN BIELMANN



PHOTOGRAPHY / TRENT MITCHELL



Brian Biemann has traveled extensively with many of the world's best surfers like Andy Irons, John John Florence, Bruce Irons and Kelly Slater. With his images gracing more than 150 magazine covers, the pages of 30 books and appearing in iconic magazines like Rolling Stone, Men's Journal, National Geographic and Sports Illustrated, he is recognized worldwide to be a photographer at the very top of his field. He captures the entire surf lifestyle and continues to push the boundaries of photography both above and below the water. Brian's passion for surfing and his love of photography have kept him on the cutting edge for over 40 years. Without a doubt, even after four decades of surf photography, Brian Biemann is still having the most fun. His dedication, love of the lens and surfing will continue to grow and affect the way the world sees the surfing lifestyle.

W A S H I N G — M A C H I N E

BRIAN
BIEMANN



PHOTOTOGRAPHY / TRENT MITCHELL



PHOTOTOGRAPHY / TRENT MITCHELL

TRENT MITCHELL

I'd stare into my favourite crystals for hours when I was a kid. All kinds, shapes and colours. They had a vibrancy of light and colour that drew me in like nothing else. I'd lose sense of time observing their subtle changes in different light with every movement. I wanted to bottle up the beauty that appeared to dance in my hands. I'd take the crystals to school and share their magic with my friends. I wanted everyone to experience what I could see.

Things haven't changed and I'm still hunting magic to share with the world and I use a camera to bottle it. I instinctively thread elements of time, energy and atmosphere throughout my work and they're the ingredients that trigger me to release the shutter. Design influences how I see and art influences how I practice.

My work is inherently water centric and focused on people, travel, active and oceanic lifestyles. With a background in art direction and publishing I'm completely engaged bringing creative briefs to life and articulating ideas with an authentic and considered vision.

The purpose of my work is to engage people through emotion, movement and light while drawing allure from the familiar for a reinspired view of the world around us.

You'll most likely find me where the land meets the sea along the periphery of Australia somewhere.



PHOTOGRAPHY / TOM SERVAIS



PHOTOGRAPHY / TOM SERVAIS



PHOTOGRAPHY / RUSSELL ORD

I enjoy art, music, fashion, traveling, cloudscares, and the ocean.



JUNKYARD DOG A SURFER WITH POOR STYLE OR A SURFER WHO ONLY SURFS CRAPPY WAVES. **KEG** ANOTHER WORD FOR A BARREL / TUBE. **KICK OUT** FINISHING A RIDE BY TURNING BACK OUT OVER THE TOP OF THE WAVE. **KICKFLIP** A NEW SCHOOL SURF TRICK WHICH INVOLVES ROTATING THE BOARD 360° ALONG IT'S LENGTH WHILE AIRBORNE, AND LANDING BACK ON THE BOARD. HERE'S A GOOD EXAMPLE. **KNEEBOARDING** A SURFING SPIN-OFF, KNEEBOARDING IS RIDING THE WAVES ON YOUR KNEES USING A SPECIAL KNEE BOARD. **KOOK** A BEGINNER OR SOMEONE WHO IS NOT VERY GOOD AT SURFING. A TRY HARD. SOMEONE WHO SURFS TO TRY AND LOOK COOL. SOMEONE WHO DOES NOT FOLLOW THE RULES IN THE LINEUP, DROPS IN ETC. ARE YOU A KOOK? **LANDLORD** SHARK. **LATE TAKEOFF** WAITING UNTIL THE LAST POSSIBLE MOMENT TO GET UP ON A WAVE. **LAYBACK** THE LAYBACK IS A SURFING MANOEUVER WHERE THE SURFER LITERALLY LAYS BACKWARDS ON A WAVE. IT'S ONE OF SURFING'S MORE EXTREME TRICKS. **LEASH** THIS IS THE CORD THAT IS ATTACHED BETWEEN YOUR LEG AND YOUR SURFBOARD. [CLICK HERE FOR MORE INFORMATION ABOUT A LEASH OR FIND OUT ABOUT HOW TO ATTACH YOUR SURFBOARD LEASH HERE.](#) **LEFT** A WAVE THAT BREAKS FROM RIGHT TO LEFT FROM A SURFER POINT OF VIEW WHEN FACING INTO THE SHORE. **LEG ROPE** SEE LEASH ABOVE. **LEGGY** AUSTRALIAN SLANG FOR THE LEASH. **LICKED** GETTING LICKED MEANS WIPING OUT AND BEING HAMMERED BY THE WAVE. **LINE UP** THE LINE UP IS THE PLACE JUST OUTSIDE THE BREAKING WAVES WHERE SURFERS WAIT FOR THEIR WAVES. **LINES** UNBROKEN WAVES HEADING TOWARDS THE SHORE. SEE CORDUROY. **LIP** THE TIP OF THE BREAKING PART OF THE WAVE. **LOCKED IN** THEN A WAVE CRASHES AND THE SURFER IS INSIDE OF IT. **LOGJAM** A SURF BREAK FULL OF LONGBOARDERS. **LONG JOHN WETSUIT** A TYPE OF LONG LEGGED, NO ARMED WETSUIT - [DETAILS HERE.](#) **LONGBOARD** A LONG SURFBOARD WITH A ROUNDED NOSE. SEE OUR LONGBOARD SELECTION. **LULL** THIS IS WHEN THE OCEAN GOES FLAT BETWEEN SETS AND EVERYONE SITS AROUND WAITING FOR THE WAVES TO ARRIVE.**MAL / MALIBU** ANOTHER DESCRIPTION OF A LONGBOARD SURFBOARD. **MAVERICKS** THIS IS A FAMOUS BIG WAVE SPOT OFF THE CALIFORNIA COAST. NOT TO BE CONFUSED WITH THE FILM "MAVERICK", STARRING MEL GIBSON, ALTHOUGH YOU NEED TO BE PRETTY BRAVE TO TACKLE BOTH. **MEN IN GREY SUITS** SHARKS!!!! **MESSY** WAVES THAT CLOSE OUT, BREAK IRREGULARLY AND THAT ARE NOT IDEAL TO SURF ON. THE OPPOSITE OF CLEAN SURF, GENERALLY CAUSED BY AN ONSHORE OR CROSS-SHORE WIND. **MR** MULTI-WORLD CHAMP AND ALL ROUND SURFING LEGEND MARK RICHARDS. **MULLERING** WIPE-OUT OF THE HIGHEST ORDER. **MUSH / MUSHBURGER** POOR QUALITY, SLOW, OR NON-POWERFUL WAVES, OFTEN ONSHORE. **NARRABEEN** NARRABEEN IS ONE OF A WHOLE HOST OF QUALITY SURF SPOTS ON SYDNEY'S NORTH SHORE. YOU LUCKY, LUCKY AUSSIES! **NEW SCHOOL** THE TERM GIVEN TO TRICK SURFING — AIRS, SHOVE-ITS, ETC. **NOODLED / NOODLE ARMS** BEING EXHAUSTED OR HAVING TIRED ARMS. **NOAH** ANOTHER TERM FOR SHARK. **NOSE** THE POINTY BIT OF THE SURFBOARD; THE BIT THAT POINTS AWAY FROM YOU WHEN YOU ARE PADDLING AND RIDING. **OCEAN** SAME THING AS A SEA, ONLY BIGGER. **OFFSHORE** THIS IS WHEN THE WIND AT A SURF BREAK IS BLOWING OFF THE SHORE ;-), IT MAKES FOR IDEAL SURFING CONDITIONS. **ONSHORE** THIS IS WHEN THE WIND IS

BLOWING TOWARDS THE LAND, SPOILING THE WAVES. ALWAYS REMEMBER; OFFSHORE GOOD, ONSHORE BAD! **OUTBACK / OTB** BEYOND THE BREAKING WAVES. "SEE YOU OUT BACK". **OUTSIDE** THE AREA BEYOND THE LINE-UP. YOU'LL SOMETIMES HEAR SURFERS SHOUT "OUTSIDE!" AS A WARNING TO OTHER SURFERS THAT A LARGER THAN USUAL WAVE IS APPROACHING AND WILL BE BREAKING FURTHER OUT THAN NORMAL. **OVERHEAD** WAVES THAT ARE BIGGER THAN A SURFER WHEN STANDING UP. **PADDLEPUSS** SOMEONE WHO STAYS AND PLAYS IN THE WHITEWATER CLOSE TO THE BEACH. **PARTY WAVE** A WAVE SURFED BY SEVERAL PEOPLE AT ONCE. **PERL / PEARL** THIS IS A COMMON TERM DESCRIBING WHEN A PERSON BURIES THE NOSE OF THEIR SURFBOARD IN THE WAVE AND GOES "OVER THE FALLS." IT'S OFTEN REFERRED TO BY THE ACTUAL SURFER AS "@#%#@#@!" **PIPELINE** THIS IS THE CLASSIC HAWAIIAN WAVE — AMAZING, BARRELING, AND MEAN. IT'S ONE OF THE MOST FAMOUS AND MOST PHOTOGRAPHED WAVES THERE IS. IF YOU HAVE JUST READ SURFING LESSON ONE - CATCHING WAVES AND ARE READY TO GO OUT AND TRY SURFING FOR THE FIRST TIME, THEN PIPELINE IS PROBABLY THE LAST PLACE ON THE PLANET YOU WANT TO BE. **PITTED** CAUGHT A TUBE, SHACKED. **PIVOT TURN** A TURN WHERE THE TAIL OF THE SURFBOARD REMAINS ALMOST STATIONARY WHILE THE REST OF THE BOARD SWINGS ROUND. **POCKET / IN THE POCKET** THE POCKET IS THE MOST POWERFUL PART OF THE WAVE, JUST AHEAD OF WHERE THE WAVE IS BREAKING.**POP-OUT** A MASS PRODUCED SURFBOARD MADE BY MACHINE. **POP UP** DESCRIBES THE MOVE A SURFER MAKES TO GO FROM LYING ON THE SURFBOARD, INTO THE STANDING POSITION TO RIDE A WAVE. **PRIORITY** WHICH SURFER HAS THE RIGHT OF WAY, FULLY EXPLAINED [HERE.](#) **PUMPING** A DECENT SWELL WHERE THE WAVES ARE NICE AND POWERFUL; ALSO USED TO DESCRIBE A SURFER TRYING TO GENERATE SPEED. **QUIKSILVER** PRETTY MUCH EVERYONE, SURFERS AND NON-SURFERS ALIKE, WILL ALREADY KNOW ABOUT QUIKSILVER. THEY'RE ONE OF THE LARGEST MANUFACTURERS OF SURFING EQUIPMENT AND SURF CLOTHING ON THE PLANET. THE LADS HAVE DONE WELL FROM THEIR BOARDSHORT BEGINNING ON TORQUAY — GOOD ON YA! (SEE QUIKSILVER BOARDSHORTS IN THE STORE.) **QUIVER** A SURFER'S COLLECTION OF DIFFERENT SURFBOARDS. (I'VE HEARD PEOPLE SAY IT'S THE PLACE WHERE THEY KEEP THEIR BOARDS BUT NOT SURE ABOUT THAT.)**RADICAL / RAD** HIGH PERFORMANCE OR RISK TAKING SURFING, AWESOME OR IMPRESSIVE. **RAG DOLLED** SEE WASHING MACHINE, GETTING TOSSED AROUND BY A WAVE LIKE YOU'RE A RAG DOLL . **RAIL** RAILS ARE THE SIDES OF YOUR SURFBOARD, RUNNING FROM NOSE TO TAIL AND BACK AGAIN. MORE DETAILS CAN BE FOUND ON THE SURFBOARD RAIL PAGE. **RAIL BANG** TO FALL OFF AND TAKE THE SURFBOARD BETWEEN THE LEGS (OUCH!). **RAIL TO RAIL** KEEPING THE SURFBOARD CONSTANTLY MOVING ON THE WAVE, FROM ONE RAIL OF THE SURFBOARD TO THE OTHER. THIS TYPE OF SURFING HELPS KEEP UP SPEED AND GET THE MOST OUT OF THE WAVE. **RAKED OVER** TO BE HAMMERED BY INCOMING WAVES WHILE PADDLING OUT. **REEF TAX** CUTS AND GRAZES ETC. FROM HITTING THE REEF OR ROCKS. **REFORM** WHERE A WAVE THAT HAS ALREADY BROKEN STARTS TO BUILD BACK UP INTO A SURFABLE WAVE. **REGULAR / REGULAR FOOTED** SURFING WITH YOUR LEFT FOOT FORWARD.

18 JOBS & SKILLS THAT ENABLE YOU TO WORK FROM ANYWHERE WHILE TRAVEL THE WORLD

AUTHOR / JOHANNES VÖLKNER

IF YOU WANT TO WORK FROM ANYWHERE AND TRAVEL THE WORLD IT IS MOST IMPORTANT TO ACQUIRE THE RIGHT SKILLS. ONCE YOU DO, YOU CAN WORK REMOTE FOR A COMPANY, BECOME A FREELANCER OR WORK SOLELY ON YOUR OWN PROJECTS.

#todaysofficeview



THE MORE SKILLS YOU DEVELOP THE EASIER IT WILL BE FOR YOU TO GENERATE AN INCOME, BUT REMEMBER THAT THIS ALSO TAKES TIME. THAT'S WHY GETTING PAID TO LEARN BY YOUR CLIENTS IS ONE OF THE BEST AND EASIEST WAYS TO GET STARTED TO WORK FROM ANYWHERE AND TRAVELING THE WORLD.

THE FOLLOWING LIST IS ORDERED ACCORDING TO DIFFICULTY, RISK AND INCOME POTENTIAL.



COPYWRITING is not the best paid job in the world, but if you are a Native English or German speaker for example, you can still easily make around \$15 an hour – enough to finance your travels in countries with a low-cost of living if you work four hours a day. You can also specialise in SEO, which will help you to charge even more. Another great thing about copywriting is that you can gain a lot of experience by writing articles for others and getting paid for it, giving you a valuable insight into how other Internet entrepreneurs make their money.

Advice on becoming a copywriter from my UK editor Ginny:

Chances are you already know how to write, so you could start today by applying for jobs on outsourcing sites such as Freelancer.com. These sites rely heavily on the reviews of previous clients, so to break into the market be sure to approach every bid with a personal note, sell yourself a little under value and deliver great content to those who give you the opportunity. Start low and once you have built your reputation you can charge more and make more. The more reviews you build up and the more professional you become, the higher the income potential. You have to like writing though, otherwise you will probably end up hating the job and giving up on the way. Try to start off writing about subjects you have existing knowledge about or which you are passionate about – this may be music, travel, technology, business – whatever floats your boat – but the more you know about a topic the more likely you are to be hired and the less likely you are to get fed up writing about it. Once you have honed your skills you will find it easier to research and write about a wide range of subjects, thereby increasing your earning potential.

2

VIRTUAL ASSISTANCE

Virtual assistance is a very broad topic – and may be likened to being a jack of all trades but a master of none. E-Mail correspondence, answering Skype phone calls, data entry and updating websites are just some of the jobs you can do. This was actually the first online job I ever did, when I started to work for German and Swiss clients while living in South Africa. Within four months it allowed me to quit my job in a tourism agency, making the same monthly wage in just two weeks and spending the rest of my free time studying the online skills I was actually interested in.

3

TRANSLATION

If you are not only a skilled copywriter but are also the master of two or more languages, translation can be a great source of income to finance your travels. The good thing about translation jobs is that living abroad can even be an advantage. For instance if you are Danish citizen and spend your time in Spanish-speaking countries, you are more likely to be offered work than your locally based Danish counterparts as your clients will feel more confident in your level of skill in both languages.

4

SEA (SEARCH ENGINE ADVERTISING)

SEA Managing advertising on Google's search engine and its content network has become a lot more complex over the last few years. Google even offers a program that will get you certified as a Google AdWords consultant – which helps if you want to manage campaigns for other businesses. Be aware though that you need to track what works right from the start as the marketing can become extremely expensive if you don't set up the campaign correctly at the beginning. This is one of the online jobs I am still doing today.

5

SOCIAL MEDIA MARKETING

If you spend a lot of your day on Facebook, why not use it to make money . In fact, keeping their Facebook and Twitter accounts up to date and publishing new and interesting information is a headache for most companies. Taking over their fan pages and Twitter accounts and running Facebook ads is a perfect digital nomad job that requires minimal technical knowledge and can be done from anywhere.

The only problem might be that when travelling and working you will be in different time zones, so you need to be a bit creative when doing your pitch that you want to do this while travelling.

6

WEB DESIGN

Learning the basics in web design is easier than you think. If you study hard you can learn to build a website for clients in WordPress within a few weeks. You don't even need to become a great designer for this, since you can simply use templates from sites like Woothemes orThemeforest that will look great right from the start. Some knowledge of web design is important for most skills listed below and since the basics are so easy to learn I strongly suggest investing some time in getting to grips with the basics. One good way to actually start making money with web design is to first build a site for yourself about a topic you are interested in and then ask business owners you know personally if you could build a website for them. If you do it well, simply ask them for referrals to generate on-going business.

7

SEO (SEARCH ENGINE OPTIMIZATION)

SEO is the art of getting your own or your clients' websites ranked in the top positions for profitable search queries. SEO is a perfect business to run from anywhere as long as you deliver the results. Web design and Copywriting are very important skills to know in order to learn the basics. You also need to be analytical to get the best out of the tools available to you. For everything else you simply need to gain experience, network with people who do the same and follow some blogs about the topic. Google changes its algorithms all the time but if you are able to keep up with the game and help companies to make money with SEO, you will ultimately do so as well.

8

GRAPHIC DESIGN

Becoming a great graphic designer with in-depth knowledge of Photoshop is not the type of skill you can learn within the matter of weeks. However, if this is your bag and you turn out work of the highest standards, many companies won't mind where in the world you do your work. In fact there are many "Digital Nomads" who work as graphic designers to finance their travels.

9

PROGRAMMING

Like designing, becoming a great programmer is not easy and it takes a good few years of work experience to really get up to speed. Highly skilled programmers earn great money, and depending on the scope of the projects you are working on many opportunities exist to work and travel. Start by doing a few tutorials or courses to build up your knowledge of different programming skills.

If you choose to become a Programmer however, make sure that you are passionate about the work you do. There will be a lot of hurdles along the way if you intend to become a pro and make a good living with it. But once you do the World is your playground. The demand for skilled freelance programmers is on the rise and hourly wages are high, making this one of the best freelance jobs you can have that enables you to live and work anywhere in the world.

10

CONSULTING

Consulting can be done online in any type of industry. Think about it. If you are working as a consultant already, there may only be a few things you need to change in order to run your business from anywhere. Whether law, marketing, HR or anything else is your specialism, be a bit creative and you are sure to find opportunities to move around and shift your office to the beach every once in a while.

11

ONLINE TEACHING

Online teaching is another industry that is on the rise. While this is not an area I know too much about, I was quite impressed by one teacher I met in Brazil. She seemed to spend just as much time kite surfing as teaching online. Whether its teaching English, conversing in Spanish or doing lectures for universities – the possibilities are endless. Obviously the more qualified you are, the more income you will be able to generate through teaching.

12

TRADING

A lot of money can be made (and lost) by doing online trading like forex and stocks. But in order to finance your travels you do need a lot of capital to start with or plenty of time and patience to grow your income and make profits. If you are unlucky you can also lose a lot of money very quickly, so while this scheme is great to for generating income you should not solely rely on it to finance your travels.

13

SPORTS BETTING & ARBITRAGE TRADING

If trading stocks or forex sounds too boring for you, why not consider funding your work-and-travel lifestyle by learning Sports betting & Arbitrage Trading. Again I don't know too much about this myself, but I understand there are certainly ways to minimise your risks and actually earn a living from betting on sports events.

A reader recently sent me a very detailed guide on how to do this and his explanations made good sense, which is why I'm including it in this list as well.

SO WHATS THE BEST WAY TO GET STARTED TO WORK ONLINE AND TRAVEL THE WORLD?

14

AFFILIATE MARKETING

Affiliate marketing is performance-based marketing, where you can make money on-line by recommending products. The most important thing in affiliate marketing is that you generate a lot of traffic to your own websites or newsletters. So in order to do that and make a good living, knowledge of SEA (Search Engine Advertising) and/or SEO (search engine optimization) is a must. You will need to spend a lot of time and effort on generating traffic before seeing any profits. It is risky for many reasons, partly because it is easy for other knowledgeable affiliates to enter your market and also because many affiliates solely rely on search engine traffic – so if Google decides to change its algorithm your site can lose its rankings overnight and your affiliate income slump to zero. However, with hard work and a little luck, affiliate marketing might one day see you traveling the world all for only a few hours of work a week.

15

ONLINE POKER

Yes, there are many people who travel the world and finance their lifestyle by playing Online Poker. While I'm not sure if this is the most sustainable form of income in the long run, I know of people who are making a good living online while running their office from places like Bali, Costa Rica, Thailand, Argentina and Gibraltar. If you are smart, get the game psychology right and really take the time to master it, you could do it too.

16

E-COMMERCE

These days it is very easy to build an online store and sell products over the Internet. In fact you don't even need a shop, you can simply join Amazon Marketplace or use eBay to sell your products. Amazon can even take care of shipping your products.

What you do need however is a great product or very competitive prices in order to succeed. If you don't simply want to rely on Amazon and eBay to sell your products, knowledge about SEO, PPC and web design and affiliate marketing is also helpful.

17

BLOGGING

Making a living by simply running a Blog is extremely difficult. While many successful companies were started with a simple blog there are millions of examples of this not having worked. However, starting a blog and getting exposure for your services, whether you're specialising in SEO, web design or online teaching, is very helpful.

18

ONLINE ENTREPRENEURSHIP

Now besides everything mentioned above, many other opportunities exist for making a living online and traveling the world. I would categorize all of these under Online Entrepreneurship, as it would be impossible to summarize this full in this post.

What you need is a great idea and the right execution. Building apps, selling digital products, creating passive income websites or a new start-up – for many people this is the ultimate dream, but most fail in making it happen.

Remember that becoming profitable will take time and hard work. It can also be extremely helpful to first understand the basics of many other skills, especially SEO, SEA, Affiliate Marketing, Web design and Copywriting.

I STRONGLY BELIEVE THAT BY ACQUIRING NEW SKILLS AND GETTING PAID FOR IT BY YOUR CLIENTS IS PROBABLY THE BEST WAY TO GET STARTED. NO MATTER IF THAT'S *WEB DESIGN, COPY-WRITING* OR *SOCIAL MEDIA MARKETING*. ONCE YOU ARE MAKING A COMFORTABLE INCOME YOU CAN START WORKING ON YOUR OWN PROJECTS TO MINIMIZE CLIENT CONTACT ON YOUR TRAVELS AND MAKING WORK FROM ANYWHERE EVEN EASIER.

IN FACT MOST PEOPLE DO IT THIS WAY AND YOU SHOULD TOO! THERE ARE ENOUGH OPPORTUNITIES FOR ANYONE TO MAKE A LIVING OFF IT AND I WISH YOU LOTS OF SUCCESS ALONG THE WAY!

MATANZAS

IS AN AUTHENTIC FISHING VILLAGE WITH GOOD RESTAURANTS AND A FEW SHOPPING FACILITIES. IT IS LOCATED ON THE CHILEAN COAST, ABOUT 160 KILOMETERS AWAY FROM THE CAPITAL SANTIAGO. SURROUNDED BY DIFFERENT WAVE SPOTS, THE VILLAGE IS A PERFECT BASE FOR WAVE KITERS. DURING THE CHILEAN HOLIDAY SEASON (JAN-FEB) IT CAN GET BUSY BUT THROUGHOUT THE REST OF THE YEAR THE VILLAGE IS QUIET AND OFFERS A LOT OF SPACE ON THE BEACH AND IN THE WAVES. ALONG THE COAST THERE ARE MANY UNKNOWN KITE AND WORLD-FAMOUS SURF SPOTS, E.G. PUNTA DE LOBOS



THE LURE
Just 2.5 hours from Santiago, Pupuya is nestled in the picturesque, traditional Chilean coastline. Strong, steady winds for eight months of the year and an incredible environment that offers great kiting, world class surfing and plenty more activities. You could always just take it all in by the pool, too.

PHOTO BY ALINA SHALIN, THEO RAMECOURT, MATIAS LEE, IVO PIONETTI, JOSE FAZIO, MAXIMILIAN KÜHNHAUSER, CHRISTOPH HESINA, ERNST HOVAK

CHOICE RATING

Waves: ****
Flat Water: ***
Suitable For Beginners: ***

CHOICE RATING

Water Temprature: **
Nightlife: **
Side Activities: ***

WHEN TO GO

Peak Season: October – April
Avg Air Temp: 20°C / 68°F
Avg Water Temp: 16 – 18°C / 61 – 64°F

AVERAGE COSTS

Beer: 1,400CLP
Restaurant Meal: 5,000CLP
Accommodation: 7,000 – 35,000CLP p.p.p.n.

THE SPOTS

PUPUYA
Open sea, a small lagoon and a spacious beach are the three characteristics of this good beginner and advanced spot Pupuya, 2km south of Matanzas. Knee-deep water level in the lagoon allows beginners to make their first steps while more advanced kites can enjoy the waves in the open sea. Good freestyle conditions when waves are small.



ROCA CUADRADA
The best wave kite spot in the area for confident kites due to constant winds, clean wave conditions and stunning surroundings. Located 2km north, access only along the beach [4-wheel drive, 20 minutes walk or downwinder].

LA BOCA
Flat water conditions can be found at the rivermouth of Rio Rapel in La Boca [approx. 8km north of Matanzas], in combination with constant wind good conditions for beginners.

MATANZAS
At the village beachfront breaks a left handed wave [beach break]. Thermal winds start in the early afternoon allowing advanced kite and wind surfers long sessions until sunset [confident launching and landing skills required].



PHOTO BY ALINA SHALIN, THEO RAMECOURT, MATIAS LEE, IVO PIONETTI, JOSE FAZIO, MAXIMILIAN KÜHNHAUSER, CHRISTOPH HESINA, ERNST HOVAK



THE SET-UP

Predominantly southerly side-onshore wind offers something for everyone. The flat, protected lagoon is ideal for beginners and lessons while advanced riders are spoilt for choice with butter flat sections for freestyle and a great variety of wave spots. The renowned big wave spot of Roca Cuadrada is just 15 minutes away with waves of up to five metres in peak season (although you may need a 4x4 to get there). Also 15 minutes away is La Boca, a big flat water spot at a river mouth that you'll only have to share with the beautiful swans. Pupuya is less than two miles from Playa de Matanzas and provides you more spot options during your stay.

WIND, WEATHER & WATER

The most reliable winds are between October and April with November through March being the strongest. Any time during that period is great for learning, wave riding or freestyling in the secure side-onshore winds with waves rarely getting too threatening at Pupuya itself. Wind tends to build in the afternoon averaging around 20 knots on the majority of kite-able days. Locals advise eight to 12 metre kites. The windier days peak around 30 knots. Average air temp 20°C / 68°F. Nights can be cool so bring some warmer layers. The water temps are agreeable in the summer, but aren't tropical, so pack some neoprene. Temps peak around 16 – 18°C / 61 – 64°F towards the end of the season and 12 – 14°C / 54 – 57°F in winter.

SCHOOLS

www.dunasdepupuya.cl
info@dunasdepupuya.cl
 +56 9 8809 6667

DUNAS DE PUPAYA kite school offers lessons all year at no more than 2:1. Rental gear is also available and basic equipment such as harnesses are for sale.

Languages spoken by instructors: English and Spanish.

www.bluepointactivitycenter.com
info@bluepointactivitycenter.com
 +56 9 4493 7178

BLUE POINT ACTIVITY CENTER is mainly a verified IKO kite school, although if there is a day without wind blue point provides a lot of side activities such as surfing, mountain biking, yoga and even horse riding throught the wine region.

Languages spoken by instructors: Spanish, English and German



PHOTO BY ALINA SHALIN, THEO RAMECOURT, MATIAS LEE, IVO PIONETTI, JOSE FAZIO, MAXIMILIAN KÜHNHAUSER, CHRISTOPH HESINA, ERNST HOVAK

ACCOMMODATION

Dunas de Pupuya is closest to the beach and you can choose between the hostel or cabins; both just a walk from the beach. Affordable, clean and great for a long or short stay. If you'd rather stay in a hotel there are three of them in nearby Matanzas. *Roca Cuadrada* is a surf kite windsurf sup hostel located right at the spot. This modern hostel offers 8, 4, double and single bed rooms with a stunning view. This is the perfect stay for long and short to surf and meet awesome people. *La Lobera Club House* serves you lunch, dinner, coffee and drinks. It's the onspot club house for hanging and watching the show.




PHOTO BY ALINA SHALIN, THEO RAMECOURT, MATIAS LEE, IVO PIONETTI, JOSE FAZIO, MAXIMILIAN KÜHNHAUSER, CHRISTOPH HESINA, ERNST HOVAK

GET AROUND

Pupuya isn't huge. You'll stay close to the beach and just a few steps from the bus stop and market, so you may not need a car at all. However, consider a car or 4x4 to take advantage of other spots in the area.

NO WIND

Lots more than just kitesurfing. Find the 'essence of Chile' with a SUP ride to the islets or a boat trip to the Islote de Pupuya and its nature reserves. Alternatively trek, cross country / downhill mountain biking through the local hills, forests and wetlands or check out the beautiful river delta and its resident black-necked swans at La Boca. Sunsets horseback rides anyone? Rodeos, traditional Chilean horse races and the 'trilla a yegua suelta' are among other seasonal festivities.

FOOD & DRINK

Pupaya isn't big on nightlife with just one 'disco' but there is outstanding sea food and fresh produce, excellent wines and fantastic little local restaurants. It's not a spot for bar flies, but there's a vibrant beach scene with bonfires, beers and star gazing after sunset. Eating out is certainly affordable and Marola restaurant on Pupuya beach serves local cuisine and a variety of favourites. Mini-marts and greengrocers in both Pupaya and Matanzas with two small markets in Pupaya.

AIRPORT

Arturo Merino Benitez Airport in Santiago (SCL) is a 2.5 hour drive. Hire a car from the airport and get a bus from San Borja bus station which will take you directly to Pupuya in three hours. Pupuya and the airport are perfectly safe, but if you're hiring a car study the route as there are some areas to avoid. www.dunasdepupuya.cl for details of the route.

CURRENCY

Chilean Pesos (CLP) £1 = 940CLP / €1 = 705CLP / US\$1 = 625CLP
Some bars and restaurants will accept USD and card payment is an option in some locations.
Currency exchange available at the airport.

REO / RE-ENTRY A SURFING MANOEUVRE WHICH INVOLVES GOING FROM THE BOTTOM OF THE WAVE UP TOWARDS THE LIP (TOP) OF THE WAVE THEN REDIRECTING BACK DOWN THE FACE OF THE WAVE. **RIP / RIPTIDE** A RIPTIDE IS A STRONG CURRENT HEADING OUT TO SEA. IT CAN BE DANGEROUS FOR SURFERS AND SWIMMERS ALIKE. **ROCK DANCE** GETTING INTO OR OUT OF THE SURF OVER ROCKS. **ROCKER** THE BOTTOM CURVE OF A SURFBOARD. **ROLLER** ANOTHER WORD FOR A TOP TURN. **ROLLER COASTER** AN ENJOYABLE MANOEUVRE ON 8 FOOT WAVES WITH A SINGLE FIN GUN, WITHOUT A LEASH. TO SET UP THE MANOEUVRE IT THE DAYS OF OLD A LONG, SMOOTH, DEEP BOTTOM TURN AND THEN STRAIGHT UP THE FACE TO TOWARDS THE LIP AS THE YOU ARE ALMOST UPSIDEDOWN WITH THE BOARD POINTING STRAIGHT UP. AT THE LIP YOU ARE WEIGHTLESS AS THE LIP PUSHES THE BOARD UNDER YOUR FEET AGAIN AS YOU BECOME UPRIGHT. — FROM HERE ANOTHER BOTTOM TURN OR THE END OF THE RIDE IF THE WAVE DUMPS A CLOSEOUT. AS I REMEMBER WELL IT WAS ALWAYS GREAT TO ACHIEVE THIS BECAUSE IF YOU DIDN'T COMPLETE IT WAS A LONG COLD SWIM IN ON WINTER WAVES AT RINCON. A "ROLLER COASTER", A TRUE ACCOMPLISHMENT IN BIGGER WINTER WAVES WITHOUT A LEASH, —AS THE "KOOK LEASH" ;-) WASN'T INVENTED IN THOSE DAYS. - "RICK-ARD, A VENTURA LOCAL" **SANTANAS** DESCRIBING 'DEVIL WINDS' THAT ARE WARM BRISK OFFSHORE WINDS OFF THE CALIFORNIA COAST. THIS TERM WAS USED EXTENSIVELY BY SOCAL SURFERS DURING THE 60S. **SAS** SEE SURFERS AGAINST SEWAGE. **SHACKED** GETTING COMPLETELY BARRELED, RIDING A PHAT TUBE. **SHAKA** A COMMON HAND SIGNAL USED BY SURFERS, WITH AN EXTENDED THUMB AND LITTLE FINGER. HANG LOOSE! **SHOOBIE** EARLY 20TH CENTURY TOURISTS THAT WOULD TRAVEL TO THE SHORE TOWNS BY TRAIN CARRYING THEIR LUNCHES IN SHOE BOXES (SHOOBIES). **SHOOTIN' THE CURLS** SLANG MEANING TO GO SURFING. **SHOULDER** THE SURFABLE PART OF THE WAVE. **SHOULDER HOP** DROPPING IN ON A SURFER WHO IS ALREADY UP AND RIDING. **SHOVE-IT** A SHOVE-IT IS A MANOEUVRE WHERE THE RIDER SHOVES THE SURFBOARD ROUND UNDERNEATH THE FEET, 180 OR 360 DEGREES. IT'S A GOOD TRICK IF YOU CAN DO IT. **SHRED** AGGRESSIVE SURFING MOVES ON A WAVE WITH RESULTING SPRAY OVER THE BACKSIDE VISIBLE TO THOSE ON THE OUTSIDE. (YOU MIGHT HAVE TO RESEARCH FURTHER SLANG TO DECIPHER THIS EXPLANATION) **SHUBIE** SOMEONE WHO BUYS SURF GEAR AND CLOTHING BUT DOES NOT SURF. **SICK** A TERM USED TO DESCRIBE WHEN SOMEONE DOES SOMETHING IMPRESSIVE, E.G. "THAT WAS A SICK AIR" — NOT JUST BECAUSE YOU HAVE SWALLOWED TOO MUCH SEA WATER. **SINGLE FIN** A SURFBOARD WITH A SINGLE CENTRE FIN. **SKETCHY** THE OPPOSITE OF SURFING SMOOTHLY WITH STYLE. **SKEG** STERNWARD EXTENSION OF THE KEEL, OR A SINGLE CENTER FIN ON SURF BOARD. **SLASH** A RAPID TURN OFF THE TOP OF THE WAVE, HOPEFULLY THROWING LOADS OF SPRAY OFF THE TOP. **SLATER, KELLY** HE'S FAMOUS FOR BEING IN BAYWATCH AND HIS ALLEGED DALLIANCE WITH PAMELA ANDERSON. OH YES, WE'VE HEARD THAT HE'S A PRETTY TIDY SURFER AS WELL. **SLOTTED** CORRECTLY POSITIONED IN A TUBE. **SNAKE / SNAKING** WAVES SHOULD BE SHARED, BUT SNAKES TAKE IT ALL. TO SNAKE IS TO DROP IN OUT OF A TURN. **SPIT** WHERE SPRAY BLOWS OUT OF THE END OF A BARREL. TUBE SPIT. **SPONGER** A BODYBOARDER. **SPRINGSUIT**

A SHORT LEGGED WETSUIT (MAY HAVE LONG OR SHORT ARMS). SEE ALL WETSUIT TYPES HERE. **STACKING WAVES** ARE GETTING BIGGER. **STEAMER** ANOTHER TYPE OF SURFING WETSUIT. **STEAMER LANE** THIS IS A FAMOUS NORTHERN CALIFORNIA SURF SPOT. **STEP INTO LIQUID** THIS IS WHAT HAPPENS WHEN YOU GO WALKING IN PUDDLES. IT'S ALSO THE THE NAME OF A SURF VIDEO BY SURF VID GURU DANA BROWN. CHECK IT OUT AT OUR VIDEO STORE: STEP INTO LIQUID. **STICK** SURFER SLANG FOR A SURFBOARD. **STOKED** VERY HAPPY. **STRINGER** THIS IS THE BIT OF WOOD THAT RUNS UP THROUGH THE LENGTH OF YOUR SURFBOARD. (IT'S THERE IF YOU HAVE A FIBREGLOSS ONE AND NOT ONE THAT YOU HAVE FASHIONED OUT OF AN OLD IRONING BOARD!) **SUCKING DRY** WHERE BREAKING WAVES CAUSE ALL THE WATER TO BE DRAWN OFF THE SEA BED, LEAVING IT EXPOSED. **SURFERS AGAINST SEWAGE** IS AN ORGANISATION CAMPAIGNING FOR CLEAN WATER FOR ALL. THESE GUYS ARE INCREDIBLY HIGH PROFILE AND LOBBY ENDLESSLY TO ENSURE ALL WATER USERS ARE SURFING IN CLEAN WATER. CHECK THEM OUT AT WWW.SAS.ORG.UK AND BECOME A MEMBER. EVERYONE SHOULD BECOME A MEMBER. **SURFERS EAR** SURFERS EAR, OR AUDITORY EXOSTOSIS, IS AN ABNORMAL BONE GROWTH WITHIN THE EAR CANAL. COLD WATER SURFERS ARE PARTICULARLY SUSCEPTIBLE AND SHOULD LOOK AT SOME FORM OF PREVENTION SUCH AS EAR PLUGS. **SURFERS EYE** SURFERS EYE IS THE SLANG TERM FOR PTERYGIUMS, A MEDICAL ISSUE WHICH MANIFESTS ITSELF AS A CLEAR, WHITE, OR PINKISH MEMBRANE THAT GROWS OVER THE INSIDE CORNER OF ONE OR BOTH EYES. **SURFERS KNOTS** SOFT-TISSUE SWELLINGS ON THE DORSUM OF THE FOOT AND JUST BELOW THE KNEE, AS A RESULT OF KNEELING FOR LONG PERIODS OF TIME ON THE SURFBOARD WHILE WAITING FOR A WAVE. **SUP** STAND UP PADDLEBOARD / PADDLEBOARDING. **SWALLOW TAIL** YOU'LL REALLY HAVE TO GO AND READ UP ON THE SURFBOARD TAIL SHAPES SECTION. I CAN'T BE EXPLAINING EVERYTHING OVER AGAIN. **SWELL** SWELL OR GROUNDSWELL REFERS TO SOLID, REAL WAVES. (AS APPOSED TO RUBBISH WIND CHOP) WHY NOT READ MORE ON HOW WAVES ARE MADE. **SWITCH STANCE** RIDING THE SURFBOARD STANDING THE OTHER WAY ROUND, I.E. IF YOU'RE REGULAR FOOTED YOU WOULD BE SURFING GOOFY. **TAIL** THIS IS THE BIT OF THE SURFBOARD AT THE OPPOSITE END TO THE NOSE. READ MORE ABOUT SURFBOARD TAIL SHAPES. FOR MORE INFO ON THE OTHER BITS OF THE SURFBOARD, HAVE A LOOK AT THE SURFBOARD SECTION. **TAILSLIDE** THE TAILSLIDE IS A MOVE WHERE THE TAIL OF THE BOARD SLIDES ACROSS THE LIP OF THE WAVE. **THUNDOARS** ISLAND SLANG FOR (VOICE OF THUNDERING WATERS) MEANING LARGE WAVES. **TOW IN** ATCHING BIG WAVES WITH THE AID OF A JET SKI. **THRUSTER** A POPULAR NAME FOR A TRI-FIN SHORTBOARD. **TRACTION PAD** A TRACTION PAD IS A PERMANENT REPLACEMENT FOR SURF WAX, STUCK DIRECTLY TO THE SURFBOARD. IT IS NORMALLY SEEN PLACED JUST IN FRONT OF THE LEASH PLUG, PROVIDING GRIP FOR BACK FOOT. FULL LENGTH GRIP IS AVAILABLE, BUT IS NOT SEEN SO OFTEN. YOU MIGHT FIND IT REFERRED TO AS DECK GRIP, TRACTION, OR A RISER PAD. **TUBE** THE TUBE IS PUBLIC TRANSPORTATION IN LONDON. OH, YOU MEAN TUBE! THE TUBE IS WHERE THE WAVE IS HOLLOW WHERE IT'S BREAKING. FOR SOME SURFERS IT'S THE BE ALL OF SURFING. IT'S SOMETIMES CALLED A BARREL, KEG, OR PIT.




ART



ARTIST / VINCENZO GANADU



ARTIST / VINCENZO GANADU



ARTIST / RON CROCI



ARTIST / RON CROCI





ARTIST / WADE VKONIAKOWSKY

Kahanamoku, nicknamed "The Duke" and "The Big Kahuna," is considered to be the father of modern surfing. The Hawaiian won five Olympic medals as a swimmer, but he also showed off in the movie industry, politics, and business life. Duke had five brothers and three sisters. His father was a policeman, and his mother was a religious woman. In his first years, Duke impressed with his swimming skills and rapidly started winning competitions to become the ultimate Hawaiian waterman. By the end of the 19th century, foreign missionaries had almost "erased" surfing - or the act of riding waves - from the Hawaiian Islands. Only a handful of locals would hit the Waikiki rollers for a few rides.



ARTIST / ERIK ABEL



ARTIST / ERIK ABEL

in your twenties

“Your 20’s are your ‘selfish’ years. It’s a dacade to immerse yourself in every single thing possible. Be selfisch with your time, and all the aspects of you. Tinker with shit, travel, explore, love a lot, love a little and never touch ground.” – **Kyoko Escamilla**

WEATHER, WIND AND TIDES

INTRODUCTION

Before riding you must first check the weather forecast for your specific location. There are many sources available for accurate information. Always compare two sources and check the weather on-site. The following information will give you a background understanding of weather, wind and tides. This is key information that you should consider before deciding to go out on the water.

WEATHER FORECAST

You should also take note of the conditions you see directly around you. This will help you plan for changes and potentially avoid dangerous situations due to a change in weather. It is useful to combine these charts when you study your local forecasts in order to see the larger weather information over large areas. Important elements you should consider in your forecast include:

- Wind strength and direction
- Visibility
- Temperature and wind chill

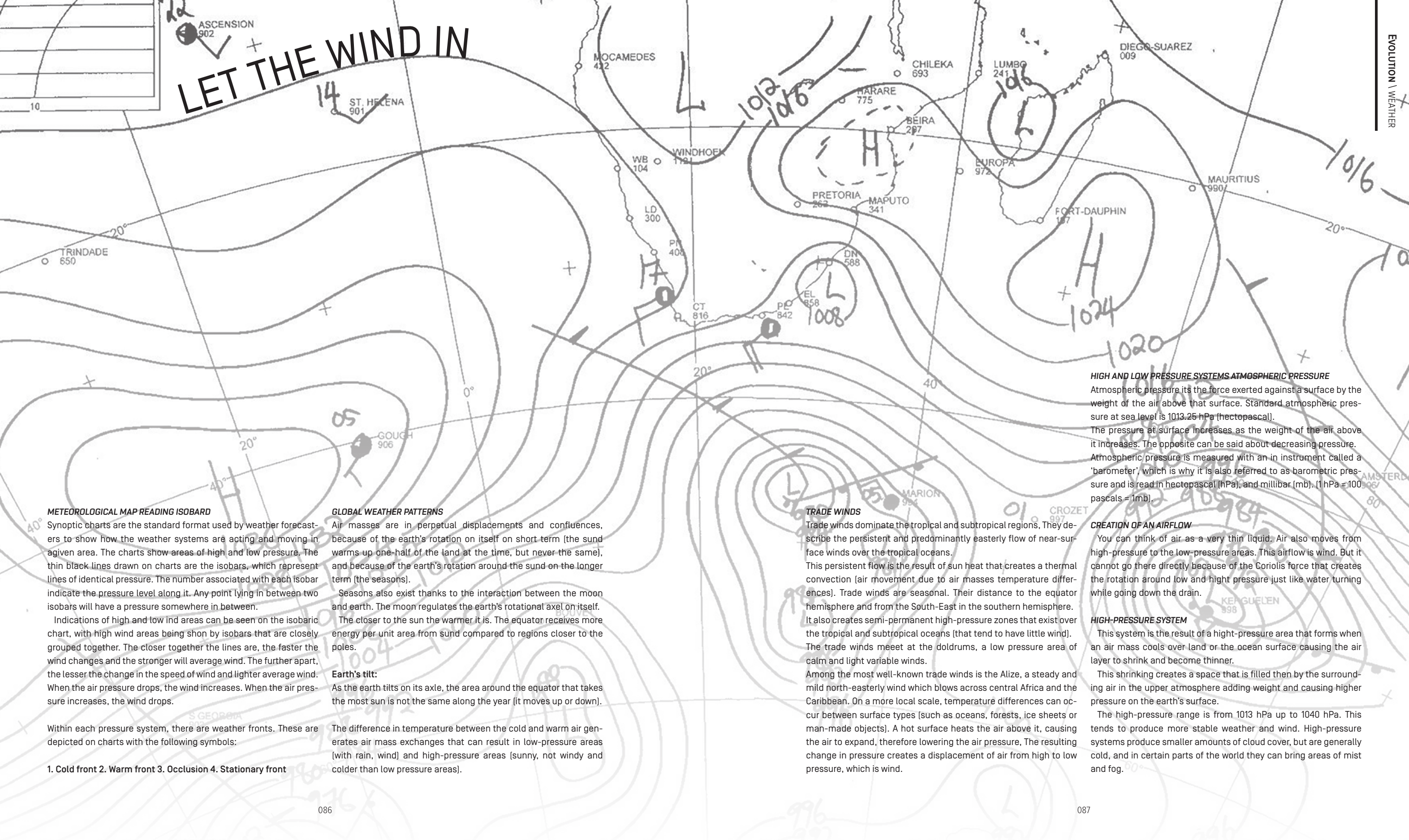
Atmospheric pressure / Especially if it is forecasted to fall, as this means winds will increase or change to stormy conditions. Predicted weather fronts or rain

Sun and UV levels / A weather forecast is your starting pount for considering safety on the water. Remember that you must continue to monitor the weather at you location and look for any signs of change. Some suggested websites include:

- [windguru.com](#)
- [meteoearth.com](#)
- [windfinder.com](#)

It is a good idea to always ask locals, even non-kiters such as sailors or fishermen who can tell you from experience what the forecast does not say.

LET THE WIND IN



METEOROLOGICAL MAP READING ISOBARD

Synoptic charts are the standard format used by weather forecasters to show how the weather systems are acting and moving in a given area. The charts show areas of high and low pressure. The thin black lines drawn on charts are the isobars, which represent lines of identical pressure. The number associated with each isobar indicates the pressure level along it. Any point lying in between two isobars will have a pressure somewhere in between.

Indications of high and low wind areas can be seen on the isobaric chart, with high wind areas being shown by isobars that are closely grouped together. The closer together the lines are, the faster the wind changes and the stronger will average wind. The further apart, the lesser the change in the speed of wind and lighter average wind. When the air pressure drops, the wind increases. When the air pressure increases, the wind drops.

Within each pressure system, there are weather fronts. These are depicted on charts with the following symbols:

1. Cold front
2. Warm front
3. Occlusion
4. Stationary front

GLOBAL WEATHER PATTERNS

Air masses are in perpetual displacements and confluences, because of the earth's rotation on itself on short term (the sun warms up one-half of the land at the time, but never the same), and because of the earth's rotation around the sun on the longer term (the seasons).

Seasons also exist thanks to the interaction between the moon and earth. The moon regulates the earth's rotational axis on itself.

The closer to the sun the warmer it is. The equator receives more energy per unit area from the sun compared to regions closer to the poles.

Earth's tilt:

As the earth tilts on its axis, the area around the equator that takes the most sun is not the same along the year (it moves up or down).

The difference in temperature between the cold and warm air generates air mass exchanges that can result in low-pressure areas (with rain, wind) and high-pressure areas (sunny, not windy and colder than low pressure areas).

TRADE WINDS

Trade winds dominate the tropical and subtropical regions. They describe the persistent and predominantly easterly flow of near-surface winds over the tropical oceans.

This persistent flow is the result of sun heat that creates a thermal convection (air movement due to air masses temperature differences). Trade winds are seasonal. Their distance to the equator hemisphere and from the South-East in the southern hemisphere. It also creates semi-permanent high-pressure zones that exist over the tropical and subtropical oceans (that tend to have little wind). The trade winds meet at the doldrums, a low pressure area of calm and light variable winds.

Among the most well-known trade winds is the Alize, a steady and mild north-easterly wind which blows across central Africa and the Caribbean. On a more local scale, temperature differences can occur between surface types (such as oceans, forests, ice sheets or man-made objects). A hot surface heats the air above it, causing the air to expand, therefore lowering the air pressure. The resulting change in pressure creates a displacement of air from high to low pressure, which is wind.

HIGH AND LOW PRESSURE SYSTEMS ATMOSPHERIC PRESSURE

Atmospheric pressure is the force exerted against a surface by the weight of the air above that surface. Standard atmospheric pressure at sea level is 1013.25 hPa (hectopascal).

The pressure at surface increases as the weight of the air above it increases. The opposite can be said about decreasing pressure. Atmospheric pressure is measured with an instrument called a 'barometer', which is why it is also referred to as barometric pressure and is read in hectopascal (hPa), and millibar (mb). (1 hPa = 100 pascals = 1mb).

CREATION OF AN AIRFLOW

You can think of air as a very thin liquid. Air also moves from high-pressure to the low-pressure areas. This airflow is wind. But it cannot go there directly because of the Coriolis force that creates the rotation around low and high pressure just like water turning while going down the drain.

HIGH-PRESSURE SYSTEM

This system is the result of a high-pressure area that forms when an air mass cools over land or the ocean surface causing the air layer to shrink and become thinner.

This shrinking creates a space that is filled then by the surrounding air in the upper atmosphere adding weight and causing higher pressure on the earth's surface.

The high-pressure range is from 1013 hPa up to 1040 hPa. This tends to produce more stable weather and wind. High-pressure systems produce smaller amounts of cloud cover, but are generally cold, and in certain parts of the world they can bring areas of mist and fog.

CLOUDS

Clouds can be one of the best weather indicators around you. However there are no absolutes when it comes to weather prediction, but recognizing some of the following cloud formations can give you some indication as to what is happening weather-wise.

It is air that is saturated in humidity and that condenses around dust particles and gathers to form a cloud. In other words, clouds are vapor.

LOW-PRESSURE SYSTEM

This system is the result of a low-pressure area which is a warmer air mass, either from being located over warm land or the ocean surface. Low-pressure systems generate rain or snow when a warm air mass meets a cold air mass, which is called a front. The warming causes the air layer to expand upward. This expansion then causes the upper atmosphere to flow away and reduce the air pressure on the surface. Surrounding high-pressure air then converges in to take its place. As this happens, the Coriolis effect adds up on to the air flow direction, resulting in counter-clockwise wind flow around the low pressure system in the Northern Hemisphere and clockwise direction in the Southern Hemisphere. The low-pressure range is from 1013 hPa down to 865 hPa. It is known as a ‘depression’ and tends to produce unstable weather, often warm, cloudy and wet. The faster the pressure drops, the stronger the incoming wind will be.

CORIOLIS EFFECT ON HIGH AND LOW PRESSURE SYSTEMS

As the air moves from the highest to the lowest air pressure area, the created flow deviates under the influence of the earth’s rotation, named the Coriolis effect. On earth, air masses movement deviates to the right in the Northern Hemisphere and to the left in the Southern Hemisphere. This result in a clockwise rotation of hight pressure and anti-clockwise rotation of low pressure in the Northern Hemisphere and opposite in the Southern Hemisphere.

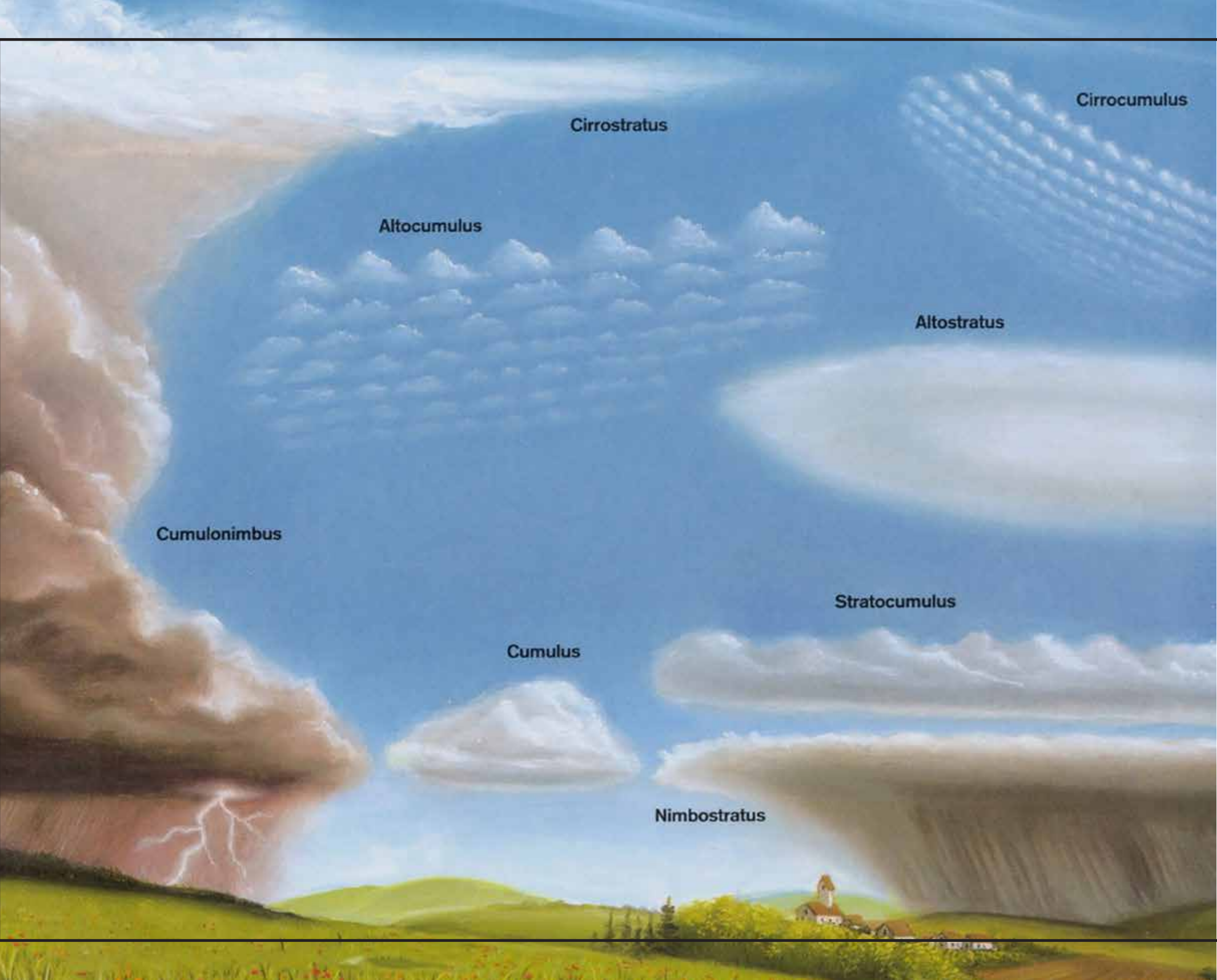
3 main heights

HEIGHT
‘*cirro*’

MIDDLE
‘*alto*’

LOW
‘*cumulus and stratus*’

SOURCE: ALENA GORBACHEVA



CIRROSTRATUS: Cirro means superior. Like Cirrus, they are high-level clouds appearing in layers. They make the sky appear whiter and at night it makes a halo visible around the moon. They usually indicate that a low-pressure system is coming.

CIRRUS: High-level clouds. Cirrus are an early sign of a low pressure system approaching. They look like hair and look like it is stretched by winds. Their thinness is of some centimeters and are formed from ice crystals.

ALTOSTRATUS: Similar to Cirrostratus, they make a layer through which we can see the sun but no halo phenomenon. Rain or snow may occur later.

ALTO CUMULUS: Also called pre-storm clouds, they look like several cumulus attached together. Thunderstorms may occur later.

STRATUS: Are low-level horizontal layering clouds. These clouds are essentially above ground fog, formed either through the lifting of morning fog or through cold air moving at low altitudes over a region.

FAIR WEATHER CUMULUS: Puffy, small, low height clouds appearing during warm days. When they appear in a high-pressure, this is a sign of potential sea breeze or thermal activity on land. They can be frozen depending on the altitude. They can also appear during low-pressure and be the start of Cumulonimbus.

NIMBOSTRATUS: They are the largest cloud type. They can make rain for days! So thick that sunlight cannot pass through them.

CUMULUS: Cauliflower-shaped low-level clouds with dark bases and bright tops. When observing cumulus, you are actually observing the condensation process of rising thermals or air bubbles at a certain level in the atmosphere known as the condensation level.

CUMULUS CONGESTUS: A form of Cumulus cloud that achieves considerable vertical development in areas of deep, moist convection. They are an intermediate stage between Cumulus and Cumulonimbus.

CUMULONIMBUS: These start as a Cumulus and become larger and larger. They develop until it makes an anvil shape as it reaches around 10 to 12 km height. Cumulonimbus can generate storms, hail, heavy rain, tornados and squalls. They can move against the wind and in any direction. You may not always see them due to the cloud cover. Remain aware of the 'black sky' (when it starts to be dark during a warm summer day).

Save your time for
the water...



WWW.WHITECABS.COM/APP



Download the whitecabs app in your favorite AppStore.

TUBULAR DESCRIBES HOLLOW, BARRELING WAVES. **TURTLE ROLL** THIS IS A TECHNIQUE FOR GETTING A LONGBOARD OUT THOUGH A BREAKING WAVE. (AS APPOSED TO DUCK DIVING FOR A SHORTBOARDER). **TWIN FIN** A SURFBOARD WITH TWO FINS. **ULLUWATU** ULLUWATU IS ONE OF A LARGE NUMBER OF QUALITY INDONESIAN SURF BREAKS. **UNDER-WATER** YOU ARE NOT SERIOUSLY LOOKING FOR AN EXPLANATION OF THIS ARE YOU? **VANUATU** VANUATU IS A SMALL-ISLAND IN THE PACIFIC, COMPLETE WITH NUMEROUS GREAT WAVES. IF YOU ARE PLANNING A TROPICAL SURFING TRIP, YOU COULD DO WORSE! **WAHINE** A FEMALE SURFER. **WAX** IT SMELLS NICE, GETS STUCK IN YOUR CHEST HAIR (NOT YOU LADIES!), AND IS USED TO STOP YOUR FEET SLIPPING OFF YOUR BOARD. ALSO, SURF WAX CAN BE USED AS TO REPAIR ALMOST ANYTHING — LEAKY ROOF, RUSTY ZIP... YOU NAME IT. **WASHING MACHINE** GETTING SPUN AROUND AND AROUND UNDERWATER BY A WAVE. **WETSUIT** IT'S MADE OF NEOPRENE, KEEPS OUT THE COLD, AND MAKES YOU LOOK LIKE A SEAL. **WHITEWATER** THE BROKEN, TURBULENT PART OF A WAVE. **WIPE-OUT** FALLING OFF YOUR BOARD IS REFERRED TO AS A WIPE-OUT. OTHER TERMS ARE DONUT, MULLERING, EATING IT, TAKING A POUNDING, OR PRETTY MUCH ANYTHING ELSE YOU WOULD LIKE. **WORKED** TO "GET WORKED" IS TO WIPE OUT AND GET THROWN ABOUT WHILE BEING HELD UNDER BY THE WAVE. **(E)XTREME** YES, YOU GUESSED — WE COULDN'T THINK OF A SURFING WORD TRULY BEGINNING WITH "X." ITS DEFINITION IS EXACTLY THE SAME AS IN THE DICTIONARY. TOW IN SURFING IS THE LATEST TYPE OF EXTREME SURFING. **XTRAK** XTRAK IS ONE OF THE LEADING MANUFACTURERS OF SURFBOARD TRACTION PADS. WE'VE FINALLY GOT A PROPER "X!!" **YALLINGUP** SURF SPOT IN WESTERN AUSTRALIA. (NOW WE ARE REALLY STRUGGLING!) **YEW** SHOUT OUT OUT WHEN VERY EXCITED. FULLY SICK YEEEW! WHEN A BIG WAVE IS SPOTTED OR SOMEONE GOT A GNARLY WAVE **ZAMBA, FRIEDA** BORN OCTOBER 24, 1965, FREIDA ZAMBA WAS FLORIDA'S FIRST FOUR-TIME WORLD CHAMP. **ZIMZALA** A PERSON WITH A FREE MIND. WHO DOESN'T HAVE A CARE IN THE WORLD. USUALLY A SURFER, OR A PERSON WHO GOES TO THE BEACH A LOT. **ZIPPER-LESS** THIS IS OFTEN CONSIDERED THE "HOLY GRAIL" OF WETSUITS, AS ZIPPERS, NO MATTER HOW TIGHTLY MADE, WILL ALWAYS LET WATER THROUGH. INVENTED IN '89 BY BODY GLOVE, THE FIRST ZIPPERLESS WETSUITS WERE ACTUALLY WAY TOO STIFF FOR SURFERS TO USE. IN '93, THE JAPANESE CAME OUT WITH ANOTHER MODEL THAT WAS STILL TOO STIFF, BUT BY '95, MOST WETSUIT COMPANIES OFFERED A HIGH END ZIPPERLESS SUIT. ADVANTAGES INCLUDE FLEXIBILITY AND WARMTH; DISADVANTAGES INCLUDE SHORT LIFESPAN (DUE TO SUPER STRETCHY RUBBER) AND DIFFICULT ENTRY/EXIT. **ZOGS (MR.) SEX WAX** ZOGS IS A POPULAR BRAND OF SURF WAX FOUND WHEREVER THERE ARE SURFERS. GET SOME SURF WAX HERE. **ZONAL** THIS WEATHER PATTERN TERM MEANS THAT ALL OF THE STORM ACTIVITY IN ONE PARTICULAR REGION IS MOVING IN A CONSISTENT WEST-TO-EAST PATTERN ALONG THE SAME LATITUDE. WHILE THIS CAN HAPPEN ANYWHERE IN THE WORLD, IT'S USUALLY ASSOCIATED WITH THE SOUTHERN OCEAN (AROUND ANTARCTICA) AND IS CAUSED BY LARGE RIDGES OF HIGH PRESSURE IN THE MID-LATITUDES, "PANCAKING" THE ACTIVE STORM TRACK INTO THE UPPER LATITUDES.





DESIGN BY FLORIAN NEBENFUEHR / JANUARY 2018 / TYPOGRAPHY

SURFACE